

UTAH DEPARTMENT OF HERITAGE & ARTS

ANNUAL REPORT

2018



TABLE OF CONTENTS:

THE CATALYST FOR CREATIVE GREATNESS 5

ADMINISTRATION 6

LOCATIONS 7

DEPARTMENT OVERVIEW 8

OFFICE OF MULTICULTURAL AFFAIRS 13

DIVISION OF ARTS & MUSEUMS 17

STATE LIBRARY DIVISION 21

DIVISION OF STATE HISTORY 25

USERVEUTAH 29

DIVISION OF INDIAN AFFAIRS 33

ADDENDUM 37

PIONEER PRESS.



1847

THE CATALYST FOR CREATIVE GREATNESS



Every year, students from around the state stand on a stage, alone and under a single spotlight, to recite a poem that has impacted them. The lines may not be their own, but their recital, their performance, is wholly unique.

These poems draw tears, spark laughter, elicit gasps. Yet, throughout the Poetry Out Loud state finals, the students never waver. They stand with confidence that will serve them throughout their lives. Even if they don't become published poets, they will become leaders in their chosen fields, at least in part because of their exposure to creativity, the written word, and public speaking.

Though a brief moment in time, these poetry readings reinforced everything that makes our work so important.

We are the organization that inspires youth.

We inspire them to think differently, to approach problems with creativity. We inspire them to learn about, to celebrate, those writers, painters, singers, and playwrights who have created great art. Through that prism of greatness, we inspire them to create their own great art.

Throughout this past year, I repeatedly saw the ways we inspire. I watched students perform historical skits in fully-costumed regalia during Utah History Day. I listened along with hundreds of minority students to leaders they will one day emulate during the Multicultural Youth Leadership Summit. I celebrated the achievements of children and teenagers who devoted time during their summer break to reading books from their local library or Bookmobile.

And this year, I had the once-in-a-lifetime opportunity to watch high school juniors perform on the same Eccles Theater stage where they would later watch the musical *Hamilton*. That day, the capstone event for the Hamilton Education Program, showed how arts, history, and culture can inspire creative greatness. Many students performing had zero theater experience prior to starting the program, yet they wrote songs that felt like lost tracks for the groundbreaking musical.

Even now, thinking back on that day, tears well in my eyes. But many events we organize and programs we manage have the same emotional impact on me. We inspire people of all ages to pursue their own greatness, by providing them support, training, and encouragement. Throughout this annual report, we will showcase many of these impressive accomplishments.

Jill Remington Love
Executive Director

ADMINISTRATION



Jill Remington Love
Executive Director



Kerri Nakamura
Deputy Director



Tenielle Humphreys
Finance Director



Hong Vu
Office of Multicultural Affairs



Victoria Panella Bourns
Division of Arts & Museums



Colleen Eggett
State Library Division



LaDawn Stoddard
UServeUtah



Shirlee Silversmith
Division of Indian Affairs



Josh Loftin
Public Information
Officer



Brad Westwood
State Public
Historian



Marjorie Moore
Executive Assistant



Sarina Ehrgott
Marketing Manager



Greg Jeffs
Internal Auditor

LOCATIONS



Rio Grande Depot | 300 S Rio Grande Street, Salt Lake City, UT 84101
Department of Heritage & Arts Administration, Division of State History, Division of Arts & Museums, Office of Multicultural Affairs, UServeUtah, the Research Center, and the Rio Gallery



Utah State Library | 250 N 1950 W, Suite A, Salt Lake City, UT 84116
State Library Division, Library for the Blind and Disabled, and the Division of Indian Affairs



Glendinning Home | 617 E South Temple, Salt Lake City, UT 84102
Division of Arts & Museums and the Alice Gallery

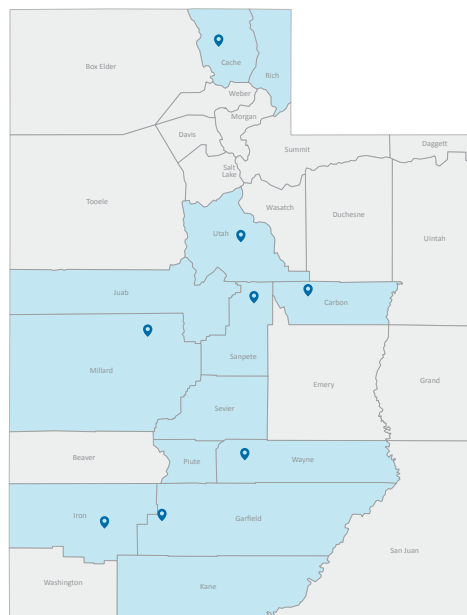


Chase Home | 600 E 1100 S, Salt Lake City's Liberty Park
Division of Arts & Museums and the Museum of Folk Arts



BOOKMOBILE HEADQUARTERS

- Carbon County** | 19 South Main Street, Helper, UT 84526
- Iron County** | 4763 Santa Fe Trail, Enoch, UT 84720
- Millard/West Central Utah** | 90 North 200 West, Delta, UT 84624
- MultiCounty** | 25 S 200 E, Panguitch, UT 84064
- Sanpete/Southern Juab County** | 85 S State Street, Fairview, UT 84629
- Tri-County** | 79 N 100 W, Bicknell, UT 84715
- Utah/Northern Juab County** | 125 W 400 N, Mapleton, UT 84664



■ Counties Served by Bookmobiles 📍 Bookmobile HQ



DEPARTMENT LEVEL HIGHLIGHTS

Building communities became a focus for the Department of Heritage & Arts in 2018. Multiple programs emphasized the importance of supporting cultural institutions throughout the state, especially among rural populations. These ranged from trainings for nonprofits, museums, and volunteer organizations to improved grant programs.

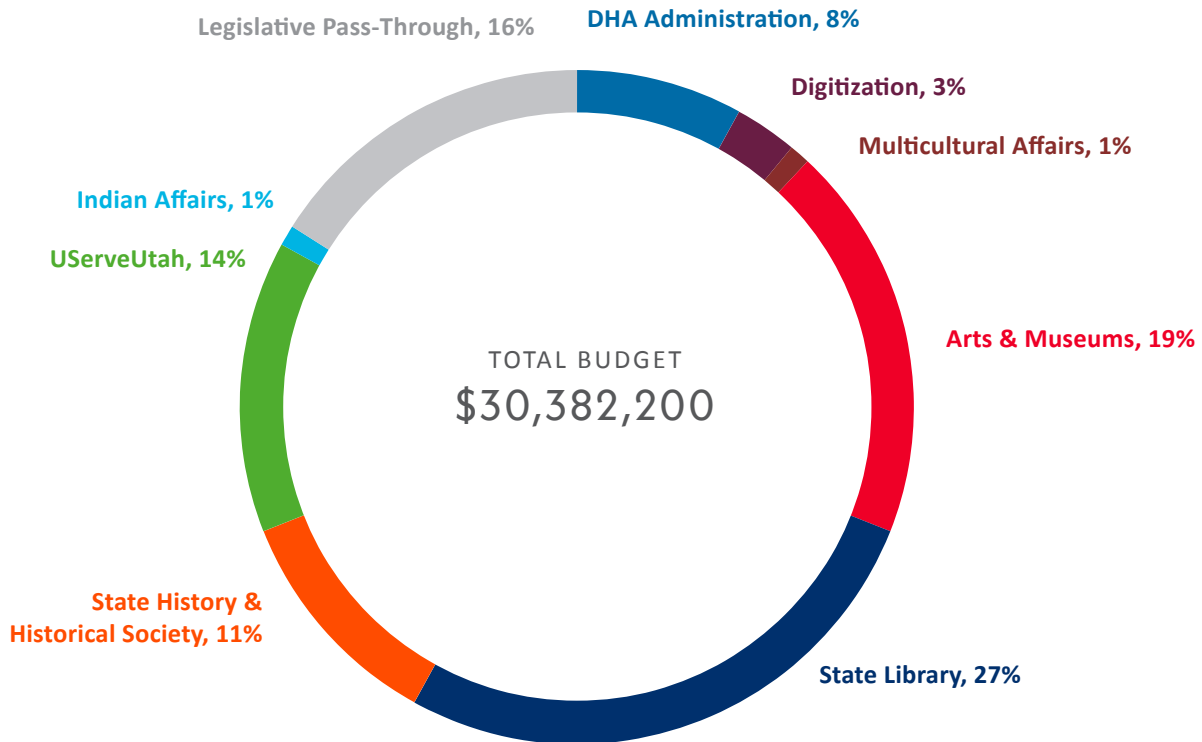


STUDENTS VIEW WORKS BY RUBY CHACON IN THE “WHO TELLS YOUR STORY” EXHIBITION AT THE UTAH STATE CAPITOL.

HIGH SCHOOL STUDENTS AT THE ECCLES THEATER PRIOR TO THE HAMILTON EDUCATION PROGRAM MATINEE.



BUDGET OVERVIEW



BUDGET OVERVIEW

Department of Heritage & Arts | FY 2018 Budget*

	GENERAL FUND OPERATING	GENERAL FUND PASS-THROUGH	DEDICATED CREDITS	FEDERAL FUNDS OPERATING	BEGINNING BALANCE	CLOSING BALANCE (NON-LAPSING)	LAPSING BALANCE	TOTAL BUDGET	TOTAL FTE
DHA Administration	\$2,391,000	—	\$100.00	—	\$391,600	(\$408,400)	(\$32,300)	\$2,342,000	13.0
Digitization And IT	\$1,103,500	—	\$41,400	—	\$577,300	(\$577,900)	(\$71,500)	\$1,072,800	1.0
Multicultural Affairs	\$321,900	—	\$34,100	—	\$187,200	(\$169,700)	—	\$373,500	3.5
Arts & Museums	\$3,158,200	\$869,600	\$401,700	\$734,200**	\$3,175,400	(\$2,437,300)	(\$500)	\$5,901,300	18.0
State Library	\$4,594,600	—	\$1,967,800	\$1,625,500	\$229,300	(\$229,800)	—	\$8,187,400	55.5
State History & Historical Society	\$2,247,600	\$44,600	\$155,200	\$833,500	\$193,800	(\$181,800)	(\$1,000)	\$3,291,900	33.0
UServeUtah	\$238,800	—	\$6,400	\$3,932,900	—	—	—	\$4,178,100	7.0
Indian Affairs	\$370,300	—	\$53,800	—	\$3,400	(\$100,000)	(\$100.00)	\$327,400	3.0
Legislative Pass-Through	—	\$4,982,000	—	—	—	(\$205,000)	(\$69,200)	\$4,707,800	—
Total	\$14,425,900	\$5,896,200	\$2,660,500	\$7,126,100	\$4,758,000	(\$4,309,900)	(\$174,600)	\$30,382,200	134.0

* General Fund number includes Restricted Funds as well. See individual program tables for details.

** All federal funds for Arts & Museums are pass-through and not used for operating costs.

CELEBRATING UTAH CULTURE

Throughout the state, the Department of Heritage & Arts and its six divisions provide services and programs best described as the “heart and soul” of Utah. The accomplishments counted in FY18 reinforce this role. Whether offering digital access to historic records, funding local arts programming in rural counties, or improving access and utilization of volunteers, our stewardship of taxpayer dollars provides big wins for small communities, at-risk students, and vulnerable populations. All of our programs can boost local economies and expand civic engagement, sending ripples of success that benefit the entire populous.

Youth Engagement

Multiple programs give students opportunities to showcase their creativity. Leadership training is also offered to students from minority and Native American populations. In FY18, more than 7,000 students in grades 4-12 participated in the annual Utah History Day competition, and 59 of those students qualified for National History Day. These students create displays, websites, and performances focused on historic events or people. Poetry Out Loud, another statewide competition with thousands of participants, features students giving readings of notable poems. The Senate Art Competition gives high school artists the opportunity to display one of their paintings in the State Capitol.

Cultural Celebrations

The successful projects connected to the musical *Hamilton* provide a framework for future projects that use important historic, artistic, or cultural events as the touchstone. That will include the 150th anniversary of the completion of the Transcontinental Railroad on May 10, 2019, although the yearlong celebration for the event began in May, 2018. Following that, the Better Days 2020 celebration, which marks the centennial of women being allowed to vote through the passage of the 19th Amendment, will include projects managed by the Department.

Artifact & Art Preservation

The state-owned collection of fine art and historic artifacts is exceptionally valuable, yet the current storage options put the pieces at risk. The art is stored in a converted vegetable warehouse while the artifacts are housed in the basement of the Rio Grande Depot. Neither location has adequate climate controls, seismic protections, or efficient workspaces. Funding in FY18 allowed the department to begin planning the Utah Artifacts & Art Center, which will be located adjacent to the Depot. The new facility will meet professional standards for preservation, research, and curation of these extremely valuable and irreplaceable collections.

IT Cost Savings and Asset Management

A review of the technology assets within the department identified 40 computers with service contracts that employees no longer used. By comparing the monthly bills from the Department of Technology Services to the active inventory, the department realized at least \$70,000 in ongoing savings. The oversight happened because of outdated and incompatible inventory tracking systems that only a retired employee understood. Along with reconciling the inventories, processes for future reviews as well as employee transitions were developed to prevent future problems.

GOALS FOR FISCAL YEAR 2019

As a department, we recognize the impact that arts, history, and culture can have on Utah communities. Improved quality of life will help retain current residents and encourage growth. Access to books, either through a local library or a Bookmobile, will boost student learning and creativity. Tourist attractions such as music festivals or unique museums supports local businesses. In fact, everything has an economic impact. Throughout the upcoming year, we want to celebrate the accomplishments of those organizations we support, recognize the communities that have become cultural leaders, and expand our grant opportunities to provide more equity and accountability for all organizations.

Youth Leadership

While existing youth programs do a great job of connecting with students throughout the state, not every student has a chance. In particular, we want to better reach children and teenagers living on Native American reservations and identify the future leaders of these sovereign nations. Through the Division of Indian Affairs, we plan to launch a youth council that can provide them a needed voice. We also want to create a youth council through UServeUtah that can engage more youth with volunteer opportunities. Finally, within our existing programs, we plan to increase outreach to underserved populations in both urban and rural school districts.

Creative Communities

From historic museums to music festivals, and cultural centers to art galleries, many cities and towns have cultural offerings that improve the quality of life, improve educational achievement, and boost economic development. To better facilitate the organic growth of that cultural infrastructure, the department and its six divisions will compare the programs and fundings they offer to the existing resources of cities and towns in an effort to identify gaps. That will help guide decisions to ensure the services provided by government truly benefits people at the local level.

Problem Solving Partnerships

Through the Office of Multicultural Affairs, we plan to expand education and training for intercultural engagement within state agencies as well as outside organizations. This program has become a keystone project for Multicultural Affairs. Other trainings that could be expanded to include other organizations is the Volunteer Management Training by UServeUtah, which helps nonprofits leverage the culture of volunteerism in Utah. Another UServeUtah program that will expand is a collaborative effort to address the opioid problem in Utah through a federal grant. This money will fund a partnership between UServeUtah and nonprofits.

Telling The Story

Constituents, grantees, and employees of the Department of Heritage & Arts want to showcase the impacts of those we serve on communities throughout the state. Anecdotal conversations and surveys have borne this out, although no preference for a medium has been shown. The department and divisions also need to better explain their roles and purpose, which stories would reinforce. The stories will come in a variety of formats to utilize the varied opportunities for engagement, and will culminate in the publication of a printed magazine.



MISSION:

"PROMOTING AN INCLUSIVE CLIMATE FOR ALL OF UTAH"



Hong Vu
Director

The Office of Multicultural Affairs was established by Executive Order in January 2012 with a mission to develop culturally diverse programs for Utah's multicultural community. The vision is to inspire, strengthen, and empower multicultural communities by promoting state resources and broadening awareness of Utah's rich cultural heritage.

To increase proper outreach and response to diverse communities, Multicultural Affairs partnered with the Utah Multicultural Commission, Utah Martin Luther King Jr. Human Rights Commission, and diverse organizations across the state to inspire a Utah call to action and to encourage youth leadership development.



FROM THE DIGITAL PHOTO COLLECTIONS:
Isom Dart, a cowboy in the Brown's Hole area.



"Olivia Joylani Kavapalu (2018 Excellence in Education recipient, pictured right, with Gov. Gary Herbert) has a great work ethic ... her natural intellect has been sharpened by her persistence and determination to overcome roadblocks. If Olivia is the future of multicultural leadership in the state of Utah, then I look forward to the day when she and her peers are at the helm. We will all be in good hands."

Noelani Ioane, Teacher, Bingham High School

Key Accomplishments



A panel discussion for students attending the Multicultural Youth Leadership Day at the Utah State Capitol.



Students attending the Multicultural Youth Leadership Day at the Capitol.



Multicultural Youth Leadership Programs

There is a wealth of leaders from all ages, cultures, and walks of life. Recognizing this, the Multicultural Youth Leadership programs help students become involved citizens, work to cultivate leadership skills, and provide opportunities for young people to interact with their elected officials, community leaders, higher education representatives, and peers.

Multicultural Youth Leadership Summit.

An annual event for 7th through 9th grade students and their educators in support of Governor Gary R. Herbert's "66 by 2020" college and career ready initiative. This engaging and dynamic single day program aims to motivate over 1000 diverse students to pursue higher education and become future leaders of Utah.

Multicultural Youth Leadership Day at the Capitol.

Every year Multicultural Affairs invites high school students to attend the Multicultural Youth Leadership Day at the Capitol during the legislative session. The event engages youth from grades 10 through 12 in the legislative process. The ultimate goal is to promote the importance of becoming informed and involved citizens in group workshops with panel discussions, interactive activities, and a reflection activity.

Inclusion and Equity Call to Action Programs

To ensure equitable services to vulnerable Utahns, Multicultural Affairs and the Multicultural Commission launched a pilot of its "123 for Equity Pledge" and "Inclusion and Equity Call to Action" toolkit with senior leaders from the Department of Workforce Services and Department of Heritage and Arts. The three-step process includes leadership development, intercultural engagement training, and metrics to improve access.

Outreach and Response to Diverse Communities

In a step to advance and sustain leadership that promotes an inclusive climate in Utah, Multicultural Affairs engaged multiple state entities and community stakeholders in building the capacity of their inclusion, diversity, and equity programs at various meetings this year. As a member of the Governor's Excellence in Education Board Member, Hong Vu, helped identify the goals and components included in the focus area of ensuring access and equity for Utah's ten-year strategic plan to improve student access to higher education, released in January 2018.

Innovation Grant: Funding for Schools to Travel to Youth Leadership Events

Many schools struggle to cover the costs of travel for their minority students to attend the Youth Leadership Summit, especially if they travel from the rural areas. Even if they don't need to stay overnight, simply securing a bus and paying for gas and food is difficult. To ensure that students don't miss this important development opportunity, staff within the Office of Multicultural Affairs launched a pilot program to provide travel grants to schools who applied and qualified. Nine schools received the grants, which are as much as \$500 for qualified expenses at per diem rates.



Multicultural Affairs Director Hong Vu presented to about 100 people at the Western Pathways Conference in Salt Lake City, June 1, 2018, about how Utah creates more inclusive and equitable pathways systems despite the challenges of achieving the American Dream.



MISSION:

"TO CONNECT PEOPLE AND COMMUNITIES THROUGH ARTS AND MUSEUMS"




Victoria Panella
Bourns
Director

The Division of Arts & Museums supports Utah's arts communities and museums through the distribution of state and federal funds that stimulate growth in creative industries as well as professional development. From major urban organizations to rural arts agencies, Arts & Museums serves as a driving force for developing the state's cultural assets. Whether new public art projects, arts professionals who attended the Mountain West Arts Conference, or teachers who received professional arts education training, the division impacted every county in the state.



WINNER OF THE SENATE VISUAL ARTS SCHOLARSHIP COMPETITION:
Winona, Cooper Brown, Fremont High School



Among the new traveling exhibits is "Through Toil and Labor," which looks at Chinese laborers working for the Central Pacific Railroad during the Transcontinental Railroad construction.

PHOTO COURTESY UTAH STATE HISTORICAL SOCIETY

Key Accomplishments



Activities during the June Jubilee

Chase Home Museum

Three new exhibits were introduced in FY18, all curated and installed by museum staff. Events at the museum also drew visitors, including the 31st season of Mondays in the Park that features artists from many of Utah's ethnic communities. The June Jubilee, a hands-on event that includes performances and activities that celebrate Utah's ethnic communities and folk arts, had more than 200 attendees.



Certified Change Leaders

Change Leader: Governor's Award for Excellence


Three employees from Arts and Museums received the Governor's Award for Excellence. The Change Leader team of Laurel Cannon Alder, Jason Bowcutt and Tracy Hansford have built a program that leverages the strengths of individuals to create impactful programs statewide. The program's success has led other states, such as Colorado, to launch their own Change Leaders programs. Their mentoring and training is building a network of local leaders throughout the state.



Springville Museum of Art, a participant in the social impact study.

Social Impact Study

The Division of Utah Arts & Museums is partnering with eight museums around the state to evaluate the social impact of cultural institutions in Utah on the communities they serve. The goal is to measure how attending a cultural organization can improve family/personal relationships, health and well-being, knowledge, and intercultural competency.



Douwe Blumberg, *Convergence*, Unified State Lab in Taylorsville. Photo: John McCarthy

Public Arts Projects

The Public Art Program either began, continued or completed nine projects and inspected the more than 250 existing installations statewide. The art is chosen by community-based selection committees and can be architecturally incorporated elements, landscape design, glass, textile, painting, or sculpture. The program is working to build a public art collection contributing to the quality of life for Utahns. Two public art projects were honored by the Americans for the Arts, including *Convergence* (pictured) and *Life of Tree* at the University of Utah's Crocker Science Center.

Local Arts Agencies

The Community Arts Program strives to educate Utah's local arts agencies about opportunities for them to increase their effectiveness and reach in their communities. Through on-site visits and technical assistance, Local Arts Agencies in Utah have been awarded or named finalists for prestigious national funding opportunities. Staff held 16 Local Arts Meetings around the state, providing important development and consultation opportunities. This support at the state level is a contributing factor for more than \$1 million in grants from the National Endowment for the Arts, distributed to 11 organizations statewide. Of particular note is Epicenter in Green River, which received an Our Town grant of \$40,000 to continue their work on downtown revitalization through the creative use of public spaces.

Museum Services

Museums throughout the state continue to utilize our office as a resource for best practices and for opportunities in professional development, training, and consultation. In FY17, the Office of Museum Services launched the Collections Technical Assistance Program that provides a combination of grant funding and training from the Museum Services Manager. Four participating museums received \$4,000 in grant funding and hands-on training in collections care, valued at as much as \$1,434, that focused on a single collections project. Successful projects include a new storage facility at the McQuarrie DUP, the first collections inventory at the John Wesley Powell River History Museum, improved exhibition mounts and conditions at the Cache Valley DUP, and improved storage at the Frehner Museum of Natural History on SUU's campus.



“The Fellowship will give me the recognition and resources to dedicate more time to studio work.”

LENKA KONOPASEK

RECEIPT OF \$10,000 VISUAL ARTS FELLOWSHIP



MISSION:

"TO DEVELOP, ADVANCE, AND PROMOTE LIBRARY SERVICES AND EQUAL ACCESS TO RESOURCES"



Colleen Eggett
Director

The Utah State Library provides funding, training, professional expertise and technical advice to library directors, library staff, and trustees across Utah. Through the Interlibrary Loan program, Bookmobiles, and Utah's Online Library, the division ensures access to library materials and state publications for all Utahns. In FY18, the embrace of reading by Utah residents maintained the state's top-ranking for the number of children's books checked out per capita. Digital readership also thrived, as the state had more than two million downloads of electronic books.



The Chapman Library in Salt Lake City celebrated its centennial during the summer of 2018. Photo: Trent Nelson/*The Salt Lake Tribune*.

STATE LIBRARY DIVISION



Utah libraries held the top spot in the nation for most children's materials borrowed for the third year in a row. In FY17, Utah children checked out more than 16 million children's books.

PICTURED: SUMMER READING PROGRAM IN IRON COUNTY


Key Accomplishments



The Library for the Blind & Disabled ships more than two tons of materials each day.

Expanding Braille Library Distribution

In FY18, the Utah State Library's Program for the Blind and Disabled circulated 22,518 hard copy and electronic braille books to qualifying patrons in 19 states as well as full library services to Wyoming and Alaska. Utah State Library houses the world's largest braille collection, according to the Library of Congress. Total number of items circulated exceeded 300,000 and went to nearly 14,000 patrons. Volunteers read 31,000 hours for the blind and disabled. Program staff brailled over 19,000 pages of material.



The Utah Senate Journals from 1896 through 2018 have been digitized.

Online Access to Complete Collection of Senate Journals

The Utah State Library's long-term project of digitizing the Utah Senate Journals for the Utah Government Digital Library is complete. There are 104 volumes in the book series, ranging in dates from 1896 to 2018. The Utah Senate Journal provides the record of each day's proceedings including floor actions and votes, correspondence and other events of the Utah State Senate. The collection is an official publication of the Utah State Legislature which continues today.



The Carbon County Bookmobile

Serving Rural Communities

The Utah State Library contracts with 11 counties for Bookmobile service. In FY18, State Library provided Bookmobile services, including wireless Internet access, to over 28,000 patrons at 233 stops in rural areas. The Bookmobiles circulated 528,046 items and traveled more than 80,000 miles. The circulation increased by nearly 100,000 items in FY18 despite the end of a contract with Cache County, which also meant the end of service for Rich County, and a reduction of service in Carbon County.



The Helper City Library used grant money to support their Dark Skies program.

Supporting Local Libraries

Community Library Enhancement Funds help certified public libraries expand technology, outreach, and collection resources. Distribution of funds in FY18 was \$564,800 to 59 libraries, and those grant recipients leveraged local funds for a total of \$2.28 million. The funds paid for audiobook collections, learning databases, upgraded technology systems, and even materials for an inmate book club in the Wasatch County Library.

Library Services & Opportunities

- Utah's Online Library users viewed 482,995 articles, a 16 percent increase over FY16.
- Utah State Library provided 22,038 books and materials through Interlibrary Loan to Utah libraries.
- State Library circulated 1,901,329 titles in OverDrive and RbDigital combined. That is a 19 percent increase in downloads over FY17.
- Utah Government Digital Library provides access to state government publications and archived government websites.
- Public libraries in Utah recorded nearly 15 million visits, more than five visits per resident.
- Total number of children, teens, and young adults participating in summer reading programs through libraries was 146,808.
- More than 4,000 children participated in the Read Today program, a partnership between State Library, the Governor's Office, and KSL.
- The Multistate Center West, which offers playback equipment, and other materials in accessible formats to libraries located west of the Mississippi River, loaned 30,222 books and provided 8,042 permanent copy digital books to network libraries. The center sent 272,108 catalogs, posters, application forms, and similar supply items to network libraries.



"I lost my sight at a very young age and the braille books and audio books I have been checking out from the State Library Blind and Disabled Program for the past 40 plus years changed my life. That's right, I am a Bibliomaniac – I am addicted and I have no interest in recovery! I have read braille and listened to tens of thousands of books and my addiction is just getting worse."

MICHELLE FLOGER

(PICTURED WITH HER SERVICE DOG GILLIGAN)



MISSION:

"PRESERVING AND SHARING UTAH'S PAST FOR PRESENT AND FUTURE GENERATIONS"

Don Hartley
Interim Director

In FY18 State History made two significant online achievements. First, Utah created one of the first digital consultation process between the Utah State Historic Preservation Office and federal and state partners. Known as "E106," this electronic workflow will save upwards of \$283,000, eliminate over 8,000 days in project review by ending mail transit, and allow State History to reallocate a full-time employee to assist in other mandates. Second, staff completed the installation of a new collection management system and transferred all library and collections records. The system is now fully operational with 20,000 object records published online.



Stained glass window representing Utah that was removed from the U.S. Capitol in 1949 and transferred to Utah Historical Society.

DIVISION OF STATE HISTORY



State History hosted screenings of classic movies filmed in Utah at the Fort Douglas Post Theater. The series focused on Utah's storied landscapes and how classic Hollywood films used them to create an ideal, imagined American West.

PICTURED: *WAGONMASTER* (1950)

THE JOHN FORD CLASSIC, BASED ON THE STORY OF THE HOLE IN THE ROCK EXPEDITION, USED SOUTHERN UTAH'S EXPANSIVE LANDSCAPES THROUGHOUT THE MOVIE.

Key Accomplishments



Historic downtown Brigham City



Deseret Telegraph & Post Office in Rockville



World War I monument in Salt Lake City.



Utah History Day student Asher Ireland performing "Saving the Fur Seal."

Protecting Cultural Resources

Using one of our grants, Historic Downtown Brigham City hired an architect and engineer to study rehabbing two prominent commercial buildings. This analysis paved the way for their private development, which will be boosted by our federal historic tax credit program. Restoration work is scheduled over the next couple of years.

The 1864/1875 Deseret Telegraph & Post Office in Rockville (Washington County) had restoration work completed in the spring of 2018 with assistance from the state historic tax credit program. This is one of the most significant historic buildings in southwestern Utah. The project epitomizes the goal of State History to work as a partner with communities interested in preserving historic structures or districts.

World War I Commission

In partnership with the Utah Division of Veterans and Military Affairs, the Commission provided 10 grants totaling \$32,400 for commemorative events, research, and restoration. A traveling exhibit featuring World War I Liberty Bond Drive posters went to schools, while an exhibit of letters, weapons, and clothes belonging to Beaver, Utah, soldier George Grimshaw was shown in the Rio Grande Depot. Finally, a pamphlet about Utah's World War I Monuments, was distributed throughout the state.

Utah History Day

Our Utah History Day program involved more than 7,500 4th to 12th grade students throughout the state. From those students, 59 qualified for the national competition in Washington, D.C. and five Utah students placed in the top 10 nationally for their groups. Several Utah students exhibited their projects at the Smithsonian National Museum of American History and the National Museum of African American History and Culture. Students also had a chance to meet with members of Utah's congressional delegation and tour the nation's capitol. Utah History Day teaches historical research and prepares students for college. This program, funded in part by the Commission on Character and Civic Education, improves writing and cognitive skills, strengthens core academics, and offers insights into the past.

Economic and Community Betterment

- Over 126,000 individual archaeological site forms can now be accessed online. These represent nearly the entire collection. An additional 9,000 reports were scanned this year, bringing the total available to 16,000. Facilitated more than 1,900 searches.
- Hosted annual history conference, “Local Matters,” and supported events statewide for Archaeology & Preservation Month.
- Launched new interactive GIS story maps highlighting Utah’s rich film history and a Veterans’ Memorials map that received the “Best Use of GIS” award.
- Processed 94 state tax credit applications, leveraging private investments of more than \$13 million toward improving historic residential buildings.
- Awarded \$183,617 in matching grants to 20 communities, generating more than \$400,000 in historic preservation activity.
- Submitted 13 Cultural Affiliation Reports for deceased Native Americans.
- Provided more than 30 trainings for more than 500 professional on cultural compliance and human remains discovery procedures.
- Nearly 500,000 visitors used our websites, including historical collections, burial records, and student resources.
- Added 15,925 burial records to genealogy website, which now has 683,862 records. Awarded \$22,500 to a dozen rural cemeteries to put burial records online.
- Consulted with more than 100 federal, state and local partners on public lands, historic preservation, trails, and more.
- Supported Summit County Historical Society’s efforts to protect and interpret the Coalville Ledge, which is covered in both prehistoric rock art and historic inscriptions.
- Hosted public events on topics like “Buy Local First,” anti-Semitism, Daggett County’s 100th anniversary, classic movies filmed in Utah, historic trails, Spike 150, national parks and monuments, and more.



“The newly implemented electronic Section 106 submission system reduces inefficiencies in the consultation process. Official, routine correspondence that previously took days is now available in moments. The e106 system will save the Bureau of Reclamation months on consultation timelines and fosters goodwill within my organization for working with the State Historic Preservation Office.”

ZACHARY NELSON, BUREAU OF RECLAMATION

PICTURED: OLMSTEAD POWER PLANT IN PROVO CANYON



MISSION:

**“TO STRENGTHEN AND GROW BONDS
ACROSS UTAH COMMUNITIES
THROUGH THE UNITING POWER OF
SERVICE AND VOLUNTEERISM”**



LaDawn Stoddard
Director

The Utah Commission on Service and Volunteerism was created by state statute in 1994. As the state’s central coordinating body for service and volunteerism, the Commission is responsible for developing, implementing, and sustaining a culture of civic engagement within the state. UServeUtah has a long history of advocating the value of volunteerism, training skilled volunteers, coordinating a statewide system to facilitate service, developing innovative AmeriCorps programs, and promoting Utah’s national leadership in volunteerism.



LT. GOV. SPENCER COX SERVES LUNCH AT CATHOLIC COMMUNITY SERVICES DURING 9/11 DAY OF SERVICE ON SEPT. 11, 2017.

USERVEUTAH



“Norma will deliver donations, pick up mail, and even take clients to appointments. But she also knows that simply answering the phone can mean answering a cry for help, and she can become a superhero in an instant.”

Laurie Loader, Manager for the Women and Children in Crisis Shelter in Orem, about Power of Service Recipient Norma Parmore (center)..

Key Accomplishments



AmeriCorps members serving with the Canyon Country Youth Corps



Karissa Wang (left), who serves with Utah Higher Education AmeriCorps Network.



Volunteers with Habitat for Humanity

AmeriCorps

Each year AmeriCorps, the domestic Peace Corps, engages more than 80,000 Americans in intensive, results-driven service in areas of critical need. UServeUtah, in partnership with the Corporation for National and Community Service, brings national service programs to Utah. UServeUtah administers all Utah AmeriCorps grants and is responsible for program development, oversight, and compliance of the Utah programs with federal regulations.

More than 1,600 people serve as AmeriCorps members in Utah each year, providing services throughout the state. Programs serve the homeless, tutor and mentor at-risk youth, connect underserved population to healthcare resources, clean and tend public lands, teach environmental stewardship, and operate afterschool programs. While providing critical services to local communities, these members gain experience and knowledge that will impact them for a lifetime. Programs operate in almost every region of the state, bringing exciting and innovative programming to rural and urban Utah.

In 2017 AmeriCorps programs engaged 1,600 AmeriCorps members at the following organizations: Utah State University (Utah Conservation Corps); Boys & Girls Club of Utah County (Utah STEM Initiative); Association for Utah Community Health (Utah Health Care Corps); Salt Lake County (Most Vulnerable Populations); Utah Campus Compact (now Utah Higher Education AmeriCorps Network); Canyon Country Youth Corps; BYU Family Home & Social Science; Ogden School District (Mentoring for Success); State Board of Education (Read. Graduate. Succeed.); Playworks AmeriCorps.

Additionally, UServeUtah works with communities and AmeriCorps programs across Utah to help them prepare for, respond to, and recover from disasters. In the event of a disaster, UServeUtah acts as a liaison to access national service resources and AmeriCorps members for on-ground support. The commission also serves as the state lead in volunteer and donation management across Utah.


Volunteer Management Training

UServeUtah trains nonprofit and government volunteer managers to effectively engage and retain volunteers. Based on international best practice research, this 12-hour training walks participants through “The Big Six” volunteer management training modules of position development and design, recruitment, interviewing and placement, volunteer experience and engagement, recognition, and program evaluation. Upon completion, volunteer coordinators have the necessary skills to assess volunteer needs and match those needs with the strategic goals of their organization, and can develop relevant, competency-based volunteer roles.

National Service Days

Each year, UServeUtah joins with the Corporation for National and Community Service in encouraging Utahns to volunteer in their communities on Martin Luther King Jr. Day of Service and September 11th National Day of Service and Remembrance. UServeUtah provides tools and resources for organizations and individuals to become engaged in service activities.

In 2017 a total of 5,286 Utahns volunteered on these days, with 1,952 Utahns joining in as first time volunteers.



“We have implemented several of the suggestions such as a one-page job description and reaching out to interested organizations to recruit volunteers ... I would definitely recommend the training for organizations that want to expand their volunteer force and have new ideas about treating their volunteers right.”

Diana Azevedo

Executive Director, DinosaurAH!torium Foundation



MISSION:

"TO PROMOTE POSITIVE INTERGOVERNMENTAL RELATIONS WITH UTAH'S AMERICAN INDIAN TRIBES"



Shirlee Silversmith
Director

The Utah Division of Indian Affairs, created in 1953, facilitates solutions that allow American Indians to share in the progress of the state. The Indian Affairs director serves as a liaison between Utah tribes, Governor Gary Herbert, state legislators, federal and state agencies, and local government. In FY18, these positive relationships were encouraged through the 12th annual Native American Summit, which brings together hundreds of attendees. Indian Affairs is also an important partner in Indian education and the Title VI program that has greatly improved graduation rates among American Indian and Alaskan Native students.



FROM THE STATE HISTORY DIGITAL COLLECTIONS
Paiute playing "Ni-aung-pi-kai." Photo by John K. Hilters, a member of the Powell Expedition, 1871-75.

DIVISION OF INDIAN AFFAIRS



"The object is for them to achieve self-actualization, to discover who they are, to be proud of that, to be happy with themselves and find joy in their lives and share their gifts with their community and the larger world."

SYLVIA MCMILLAN (SECOND FROM RIGHT), DIRECTOR

AMERICAN INDIAN SERVICES PREFRESHMAN ENGINEERING PROGRAM.

PHOTO COURTESY DESERET NEWS.

Key Accomplishments



Students make traditional crafts as part of the Native American Summit Youth Track.



Breast plates at the Indigenous Day celebration at the Natural History Museum.



An exhibit of Navajo story baskets at the Utah State Capitol, on display during Caucus Day.



Governor Gary R. Herbert attends the Native American Summit at Utah Valley University.

The 12th Annual Governor's Native American Summit

The Governor's Native American Summit at Utah Valley University welcomed more than 500 tribal leaders and members, government officials, and students. The theme of "Embracing Paths to Success" reflected a focus on strengthening family and community. The Summit fosters an open dialogue to seek solutions that improve the quality of life for Native communities. During the Summit, 23 breakout sessions were offered for adults and 12 sessions for youth.

Indigenous Day

Indian Affairs hosted the Indigenous Day celebration at the Natural History Museum of Utah for nearly 150 attendees. The theme, "Voices of the Landscape," emphasized the deep connections Native people have with culture, language, and oral history. Keynote speaker Howard Rainer, member of Taos Pueblo, spoke about strengthening Native people through contemporary and traditional storytelling. Students from the Urban Indian Center of Salt Lake youth program displayed breast plates.

American Indian Caucus Day on the Hill

More than 200 people attended American Indian Caucus Day on the Hill in February 2018. Tribal Leaders met with Gov. Gary Herbert and Lt. Gov. Spencer Cox, while Native students shadowed legislators to learn about the legislative process. Indian Affairs also partnered with Richfield Dormitory School to have their students provide cultural performances, tour the Capitol, and learn about the legislative process.

Ancient Native American Remains Burial

Representatives from the divisions of Indian Affairs, State History, and State Parks began to develop the process for implementing H.B. 394, which will determine the feasibility of using State Parks for the burial of ancient Native American remains. An essential component of the process has to be formal consultation with Utah and regional Tribes who have an interest in participating. Feedback and recommendations gathered through formal tribal consultation would be included in any further studies on reburial sites.



Students participating in the American Indian Services PREP program.

American Indian Education

American Indian Services provides a math and science summer program for middle school students. The program prepares students to take advanced math classes in high school, thus creating opportunities to pursue science, technology, engineering, and mathematics studies in college. Now in its fourth year at Utah State University-Blanding, the program runs for six weeks each summer for three consecutive summers.



A graduate of the American Indian Services PREP program.

Paiute Career and Education Expo

The division sponsored the Paiute Career and Education Expo for students in Cedar City in February 2018. Over 200 students had an opportunity to visit with universities, colleges and vocational/tech centers. The Expo educated students about higher education opportunities and informed them about possible careers. Students also heard from peers during a panel discussion about a variety of topics, from good study habits to personal stories about overcoming adversity.



Students attending the Paiute Career and Education Expo in Cedar City.

State Tribal Liaison Committee

During fiscal year 2018, the Division of Indian Affairs made a commitment to improve and strengthen state-tribal partnership with Utah's eight tribal nations by creating a State Tribal Liaison group. This group is comprised of tribal liaisons identified by their agency to address tribal issues and strengthen communication between agencies and tribes outlined in Executive Order 2014-005.

The liaison group met three times during fiscal year 2018 to discuss tribal issues, determine how best to work with tribes, and to receive education on tribal sovereignty. Innovative methods were developed to help track tribal concerns from initiation to completion and updates were provided at bimonthly Utah Tribal Leader meetings.

We have made progress but this is an ongoing process and we continue to work toward strengthening state-tribal partnerships in Utah.



State Tribal Liaison Committee

DEPARTMENT OF HERITAGE & ARTS

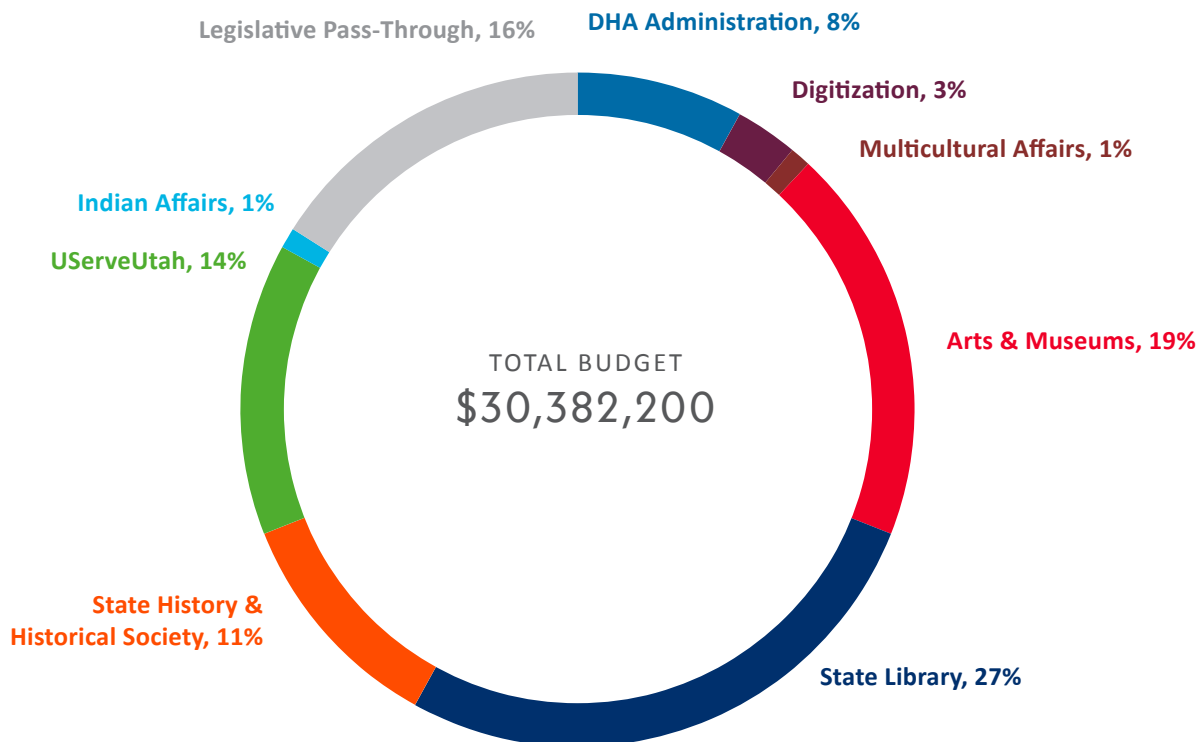
ADDENDUM

2018

ADDENDUM TABLE OF CONTENTS:

BUDGET OVERVIEW	39
DHA ADMINISTRATION	40
OFFICE OF MULTICULTURAL AFFAIRS	42
DIVISION OF ARTS & MUSEUMS	47
STATE LIBRARY DIVISION	55
DIVISION OF STATE HISTORY	67
USERVEUTAH	79
DIVISION OF INDIAN AFFAIRS	83

BUDGET OVERVIEW



Department of Heritage & Arts | FY 2018 Budget*

	GENERAL FUND OPERATING	GENERAL FUND PASS-THROUGH	DEDICATED CREDITS	FEDERAL FUNDS OPERATING	BEGINNING BALANCE	CLOSING BALANCE (NON-LAPSING)	LAPSING BALANCE	TOTAL BUDGET	TOTAL FTE
DHA Administration	\$2,391,000	—	\$100.00	—	\$391,600	(\$408,400)	(\$32,300)	\$2,342,000	13.0
Digitization And IT	\$1,103,500	—	\$41,400	—	\$577,300	(\$577,900)	(\$71,500)	\$1,072,800	1.0
Multicultural Affairs	\$321,900	—	\$34,100	—	\$187,200	(\$169,700)	—	\$373,500	3.5
Arts & Museums	\$3,158,200	\$869,600	\$401,700	\$734,200**	\$3,175,400	(\$2,437,300)	(\$500)	\$5,901,300	18.0
State Library	\$4,594,600	—	\$1,967,800	\$1,625,500	\$229,300	(\$229,800)	—	\$8,187,400	55.5
State History & Historical Society	\$2,247,600	\$44,600	\$155,200	\$833,500	\$193,800	(\$181,800)	(\$1,000)	\$3,291,900	33.0
UServeUtah	\$238,800	—	\$6,400	\$3,932,900	—	—	—	\$4,178,100	7.0
Indian Affairs	\$370,300	—	\$53,800	—	\$3,400	(\$100,000)	(\$100.00)	\$327,400	3.0
Legislative Pass-Through	—	\$4,982,000	—	—	—	(\$205,000)	(\$69,200)	\$4,707,800	—
Total	\$14,425,900	\$5,896,200	\$2,660,500	\$7,126,100	\$4,758,000	(\$4,309,900)	(\$174,600)	\$30,382,200	134.0

* General Fund number includes Restricted Funds as well. See individual program tables for details.

** All federal funds for Arts & Museums are pass-through and not used for operating costs.

DHA ADMINISTRATION

The Department of Heritage & Arts includes six divisions and nearly 200 professionals who strengthen the state through cultural development. In FY18, the department launched initiatives to celebrate the culture of Utah and strengthen the cultural infrastructure of the state. A comprehensive review of technological assets identified multiple areas of duplication as well as opportunities to save money on personal electronics such as cell phones and computers. In all cases, the emphasis was on removing barriers and supporting the professional work of all divisions.

DHA Administration | FY 2016-2018 Actuals

Revenue	FY 2016	FY 2017	FY 2018
General Fund	\$3,272,000	\$3,304,100	\$3,492,500
Restricted Revenue	—	—	\$2,000
Dedicated Credits	\$28,300	\$91,000	\$41,500
Beginning Balance	\$854,700	\$954,700	\$958,900
Closing Balance (non-lapsing)	(\$954,700)	(\$968,900)	(\$968,400)
Lapsing Balance	(\$32,900)	(\$102,200)	(\$103,800)
Total	\$3,167,400	\$3,278,700	\$3,414,700

* General Fund number also includes \$2,000 Restricted Funds.

Expenditures

Personnel	\$1,667,300	\$1,685,800	\$1,893,300
In-State Travel	\$4,300	\$3,000	\$8,400
Out-of-State Travel	\$12,000	\$21,100	\$6,800
Current Expense	\$687,800	\$718,700	\$668,100
Data Processing Current Expense	\$723,000	\$850,100	\$764,900
Data Processing Capital Expense	\$4,000	—	—
Pass-Through	\$69,000	—	\$127,200
Total	\$3,167,400	\$3,167,400	\$3,414,700

Contact | DHA Administration

Jill Remington Love	Executive Director	801-245-7204	jlove@utah.gov
Kerri Nakamura	Deputy Director	801-245-7204	knakamura@utah.gov
Teniel Young	Finance Director	801-245-7206	tenielleyoung@utah.gov
Josh Loftin	Public Information Officer	801-245-7205	jloftin@utah.gov
Sarina Ehrgott	Marketing Manager	801-236-7553	sehrgott@utah.gov



MULTICULTURAL AFFAIRS

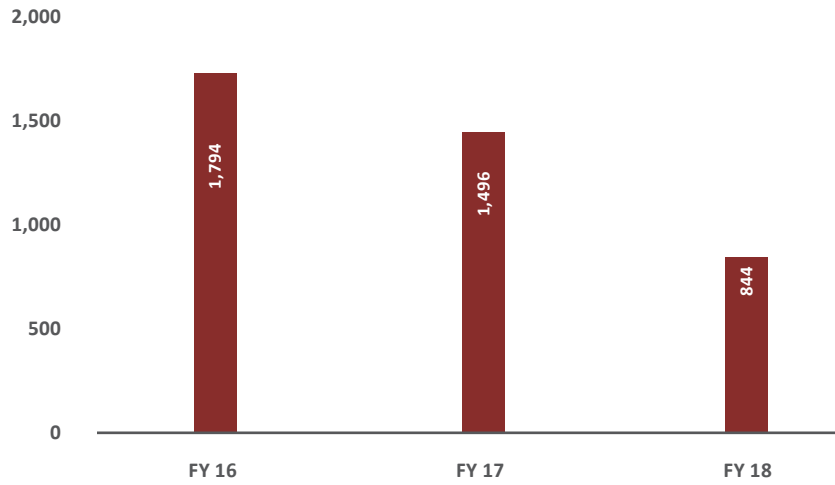
UCA 9-8-201, 202, 203

Multicultural Affairs was established by Executive Order in 2012 to develop culturally diverse outreach programs for Utah's multicultural community. The office recognizes the importance of developing relationships within Utah's diverse ethnic communities to achieve its vision and mission. The state is experiencing a rapidly changing demographic and with this growth is the rich and traditional heritage of the ethnic population that Multicultural Affairs shares through community outreach.

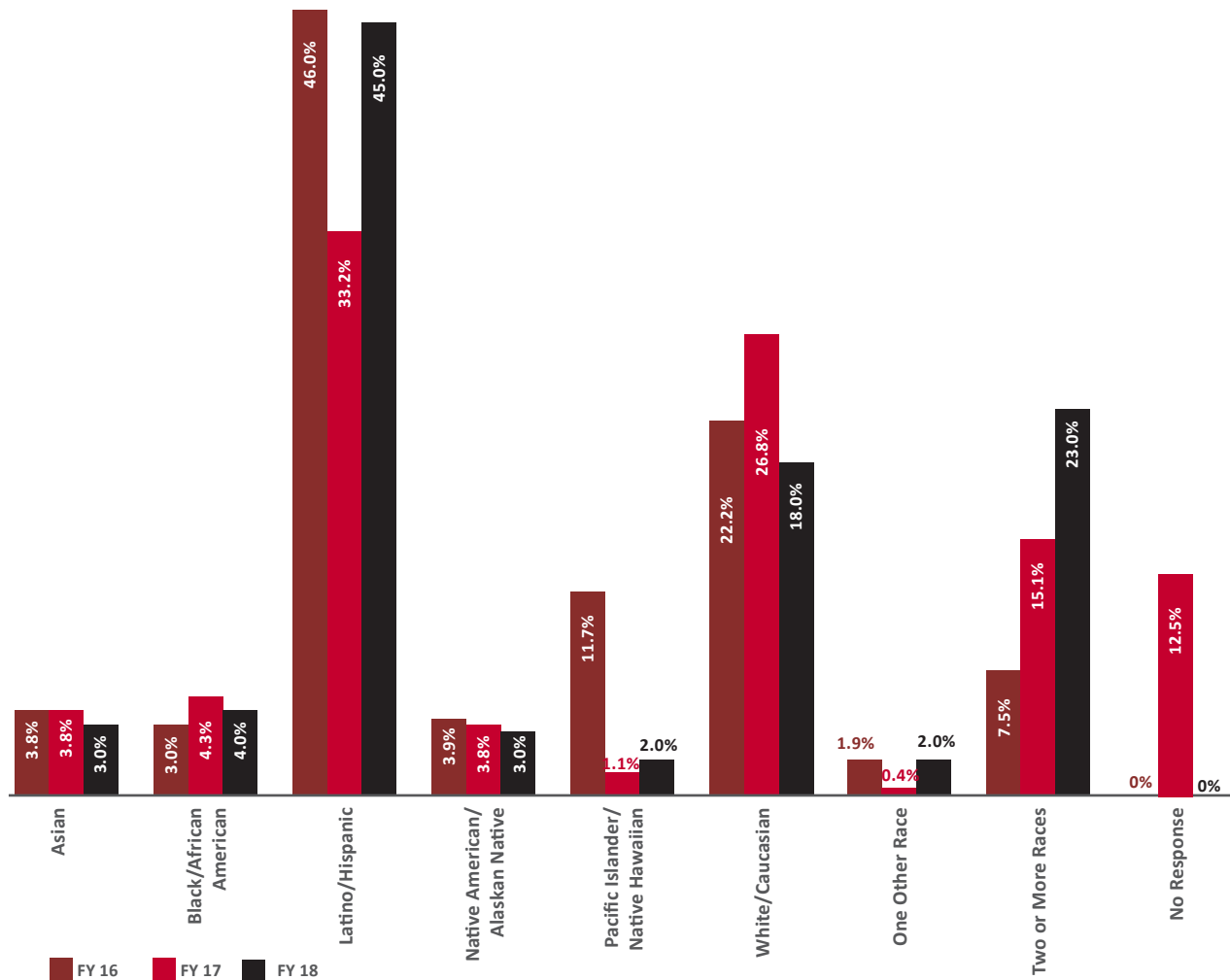
Office of Multicultural Affairs | FY 2016-2018 Actuals

Revenue	FY 2016	FY 2017	FY 2018
General Fund	\$282,700	\$316,700	\$314,400
Restricted Revenue	—	—	\$7,500
Dedicated Credits	\$15,800	\$30,300	\$34,100
Beginning Balance	\$184,400	\$173,000	\$187,200
Closing Balance	(\$173,000)	(\$187,200)	(\$169,700)
Total	\$309,900	\$332,800	\$373,500
<i>* General Fund number also includes \$7,500 Restricted Funds.</i>			
Expenditures			
Personnel	\$207,800	\$245,200	\$290,100
In-State Travel	\$2,100	\$300	\$900
Out-of-State Travel	\$6,400	\$1,200	\$1,000
Current Expense	\$93,100	\$85,900	\$81,500
Data Processing Current Expense	\$1,000	\$500	—
Pass-Through	—	—	—
Total	\$309,900	\$332,800	\$373,500

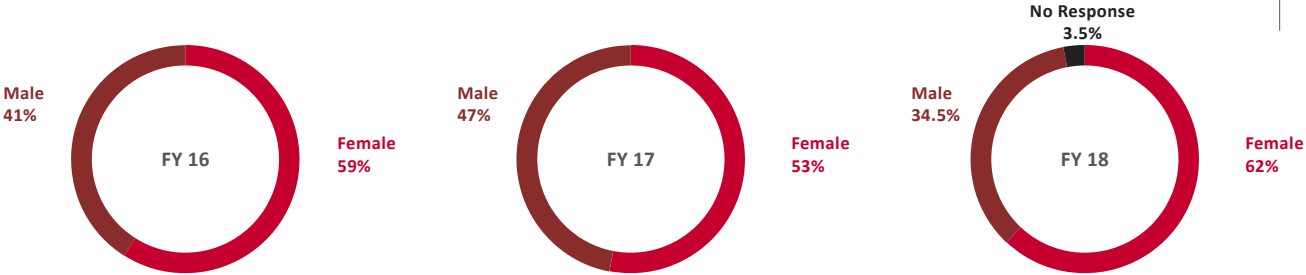
Multicultural Youth Leadership Summit Student Attendance



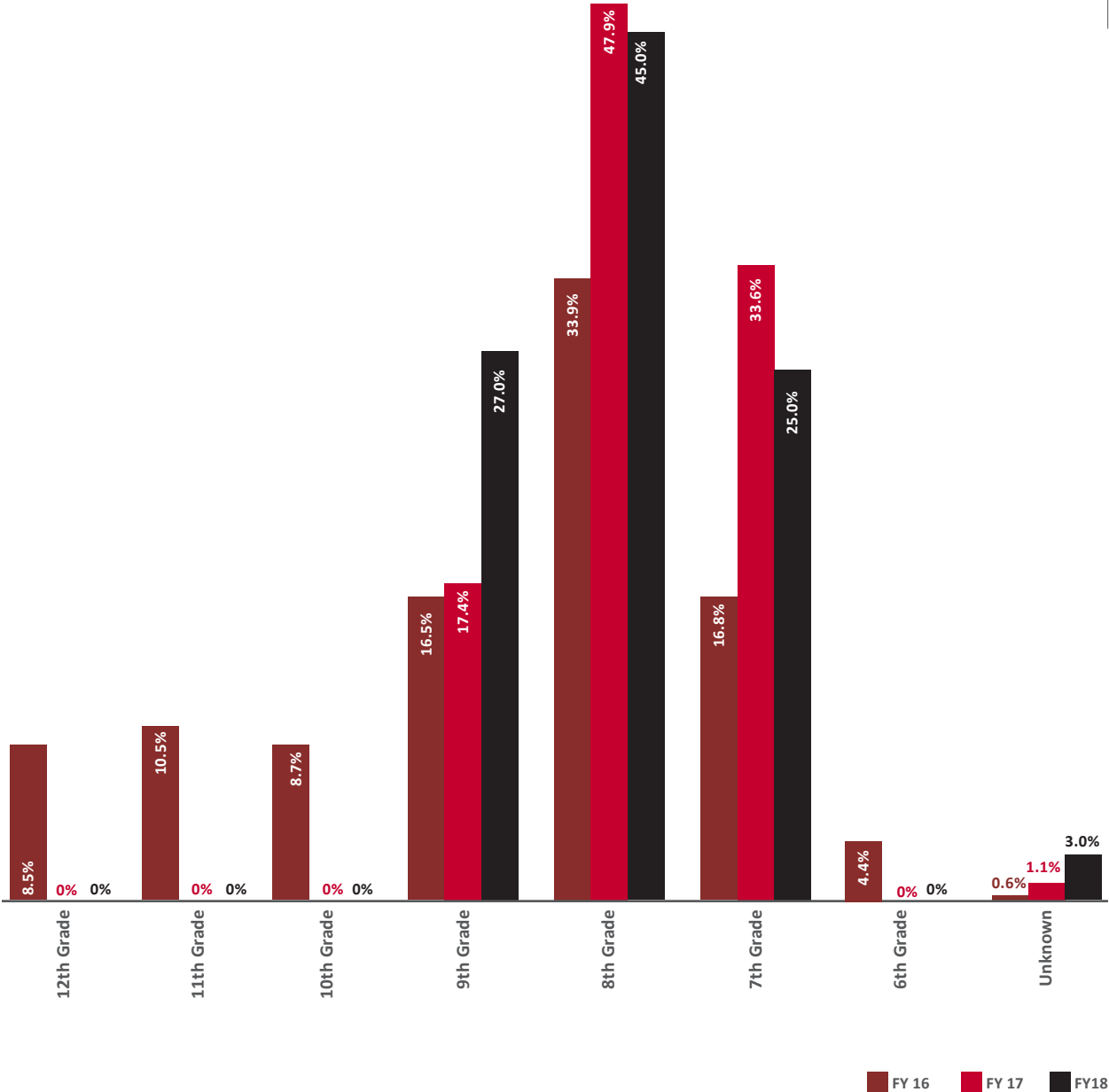
Multicultural Youth Leadership Summit Student Race Distribution



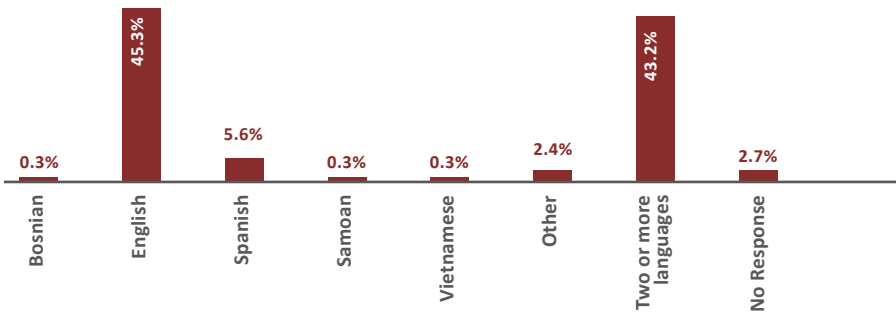
Multicultural Youth Leadership Summit Student Gender Distribution



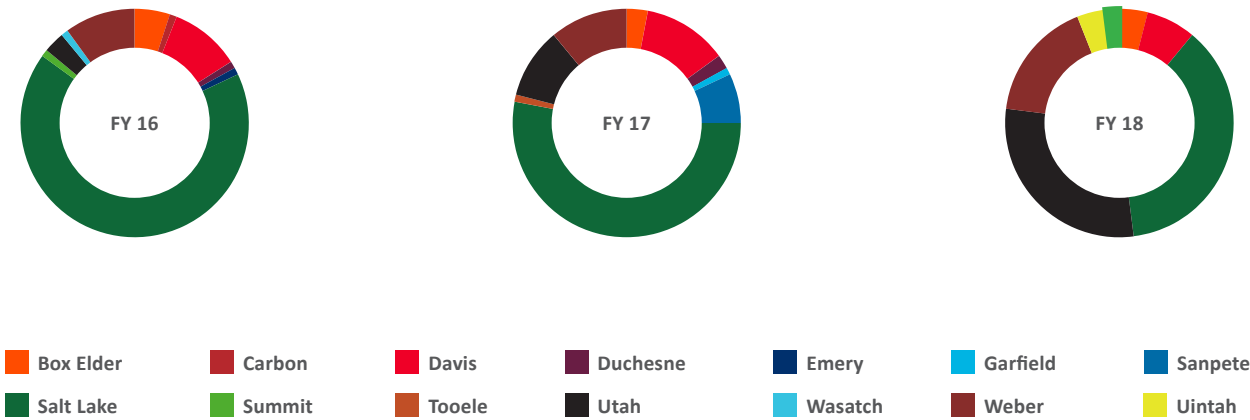
Multicultural Youth Leadership Summit Student Grade Level Distribution



Multicultural Youth Leadership Summit Student Language Distribution, FY 18



MYLS Student Attendance by County



Contact | Office of Multicultural Affairs

Hong Vu	Director	801-245-7211	hvu@utah.gov
Rozanna Benally-Sagg	Program Specialist	801-245-7210	rbenally-sagg@utah.gov
Jenny Hor	Program Specialist	801-245-7214	jhor@utah.gov



ADMINISTRATION

UCA 9-6-102, 201-205, 301, 602-606

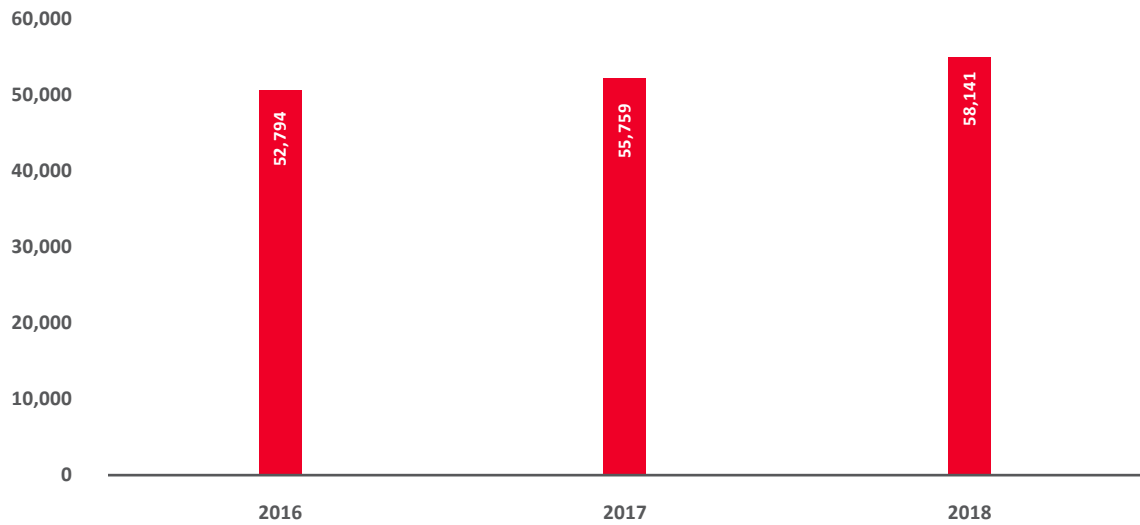
The administrative team oversees the Utah Arts Council and the Office of Museum Services. The purpose of the Utah Arts Council is to advance the arts in all their phases. Established in 1899, Utah has the proud distinction of being the first state in the nation to institute an arts agency. The division employs 15 full-time and three part-time staff members who provide outreach services, including technical assistance, professional development, and grants to nonprofit arts organizations.

The administrative unit of the division provides necessary travel for the Arts Council and Museum Services boards and grant advisory panels. It also provides operating supplies and maintenance for the Glendinning Office, Rio Gallery, the art storage facility, and the Chase Home Museum. The director and assistant director provide oversight of the division's communications, web management, social networking, digitization, finances, and human resources. They also provide oversight of the division staff and programs.

Division of Arts & Museums | FY 2016-2018 Actuals

Revenue	FY 2016	FY 2017	FY 2018
General Fund	\$2,676,500	\$3,004,400	\$2,894,900
Dedicated Credits	\$49,900	\$62,000	\$401,200
Federal Funds	\$736,500	\$698,200	\$734,200
Pass-Through	\$1,234,700	\$1,656,800	\$869,600
Beginning Balance	\$1,715,500	\$2,121,400	\$3,175,400
Closing Balance (non-lapsing)	(\$2,121,400)	(\$3,175,400)	(\$2,437,300)
Lapsing	—	(\$22,700)	—
Total	\$4,291,700	\$4,344,700	\$5,638,000
Expenditures			
Personnel	\$1,350,700	\$1,351,700	\$1,480,300
In-State Travel	\$11,000	\$14,800	\$38,700
Out-of-State Travel	\$15,700	\$11,500	\$17,300
Current Expense	\$1,358,800	\$1,541,100	\$2,400,300
Data Processing Current Expense	—	\$11,300	\$4,200
Capital Expense	\$177,300	—	\$113,500
Pass-Through	\$1,378,200	\$1,414,300	\$1,583,700
Total	\$4,291,700	\$4,344,700	\$5,638,000

Number of Creative Jobs in Utah



**Source: Western States Arts Federation & Economic Modeling Specialists International. Data is represented by 72 occupation (SOC) codes.*

Administration

Revenue	FY 2016	FY 2017	FY 2018
General Fund	\$512,200	\$587,600	\$600,100
Dedicated Credits	\$1,900	\$10,200	\$200
Total	\$514,100	\$597,800	\$600,300

Expenditures

Personnel	\$274,900	\$324,700	\$347,400
In-State Travel	\$3,200	\$4,800	\$5,600
Out-of-State Travel	\$2,100	\$8,700	\$1,600
Current Expense	\$233,900	\$248,300	\$232,000
Data Processing Current Expense	—	\$11,300	\$4,200
Pass-through	—	—	\$9,500
Total	\$514,100	\$597,800	\$600,300

Contact | Administration

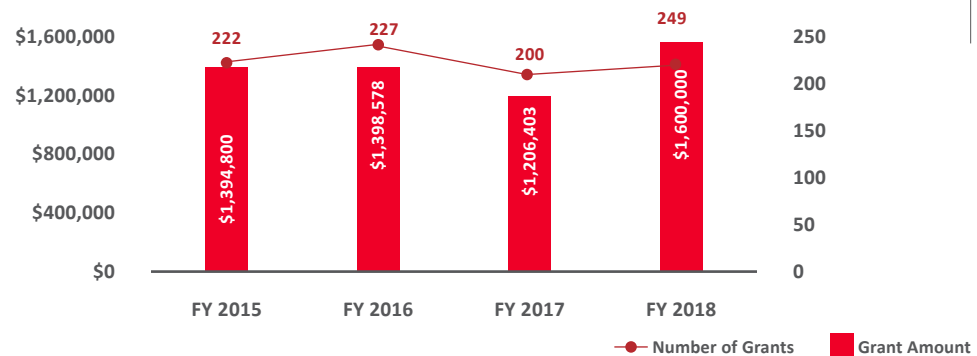
Victoria Panella Bourns	Director	801-236-7551	vbourns@utah.gov
Natalie Peterson	Assistant Director	801-236-7552	npeterson@utah.gov

GRANTS TO NONPROFITS

UCA 9-6-505

Through the competitive grant application process, more than 200 nonprofit organizations throughout the state receive grant awards supporting arts and museum programming annually. Events, activities, and performances are planned and carried out by grantees themselves, making quality, affordable arts experiences available to citizens statewide. It is a requirement that state money be fully matched and, in most cases, it is far overmatched. Grants act as a catalyst for private foundations, businesses, and other government entities to contribute to arts organizations.

Arts Grants



Grants to Nonprofits

Revenue	FY 2016	FY 2017	FY 2018
General Fund	\$602,100	\$625,400	\$923,200
Dedicated Credits	—	—	\$343,400
Federal Funds	\$620,300	\$641,000	\$604,500
Total	\$1,222,400	\$1,266,400	\$1,871,100

Expenditures

Personnel	—	—	\$5,300
In-State Travel	—	—	\$12,400
Current Expense	—	—	\$445,700
Pass-Through & Grants*	\$1,222,400	\$1,266,400	\$1,407,700
Total	\$1,222,400	\$1,266,400	\$1,871,100

Contact | Grants to Nonprofits

Laurel Cannon Alder

Grants Manager

801-236-7550

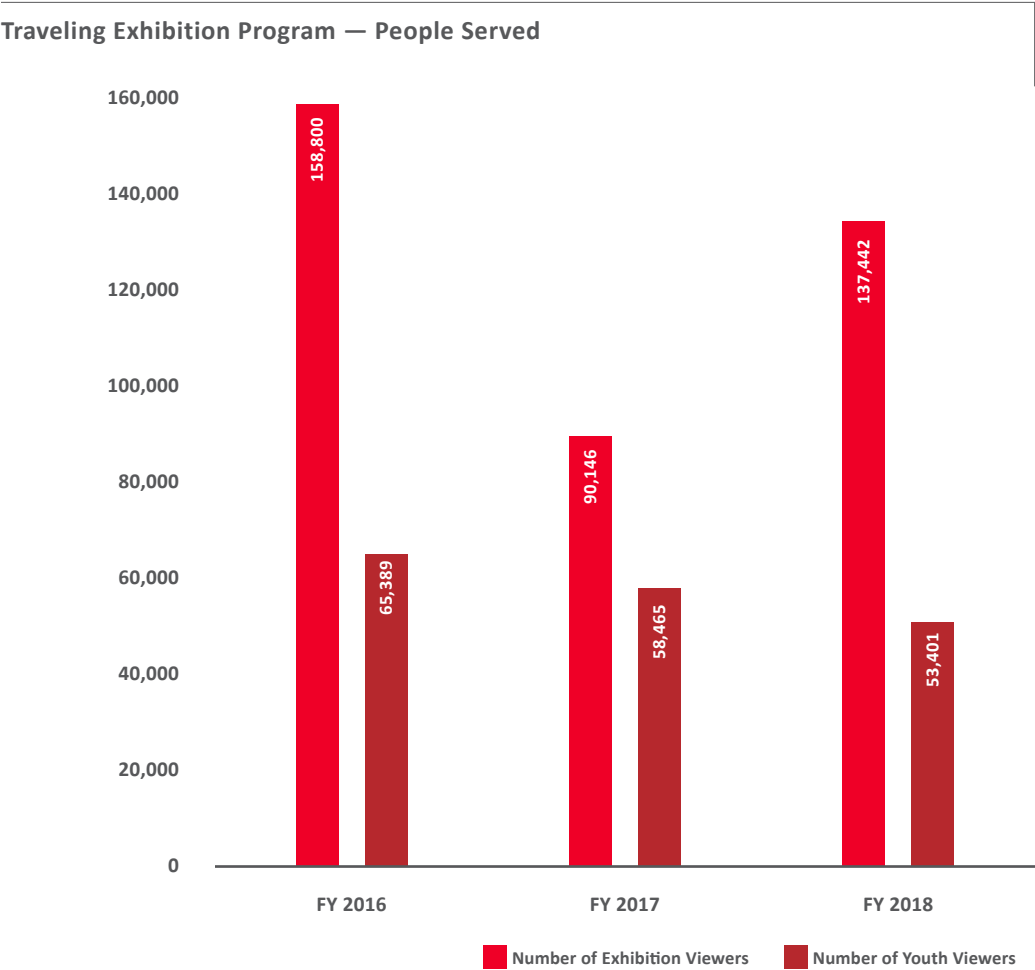
lald@utah.gov

PROGRAMS & OUTREACH

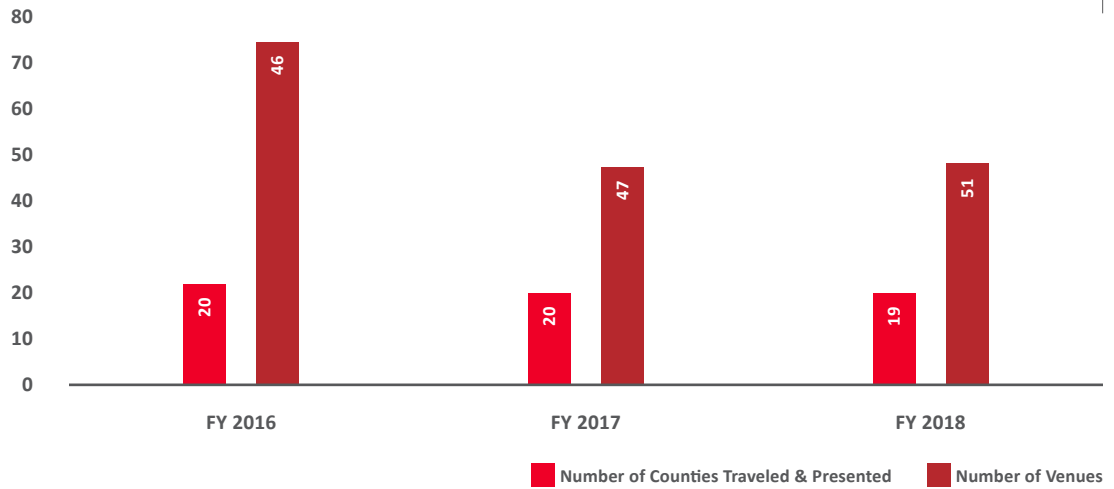
UCA 9-6-201, 305-306, 401-409

The Division of Arts & Museums has developed multidisciplined outreach programs, including: Museums; Arts Education; Community Partnerships; Folk and Traditional Arts; Literary Arts; Public Art; Traveling Exhibitions; Design Arts; Visual Arts. These programs emphasize resources along with technical and professional support to local museums, arts groups, artists, nonprofit arts organizations, schools, school districts, and rural and urban community arts programs throughout the state. These programs provide the baseline to achieve the division’s goals, which are to strengthen communities by investing in arts and museum infrastructure, support and preserve the work of Utah artists, cultivate a climate of lifelong learning, foster understanding and appreciation of arts and museums, ensure excellence, relevance, and inclusivity throughout all programs and services.

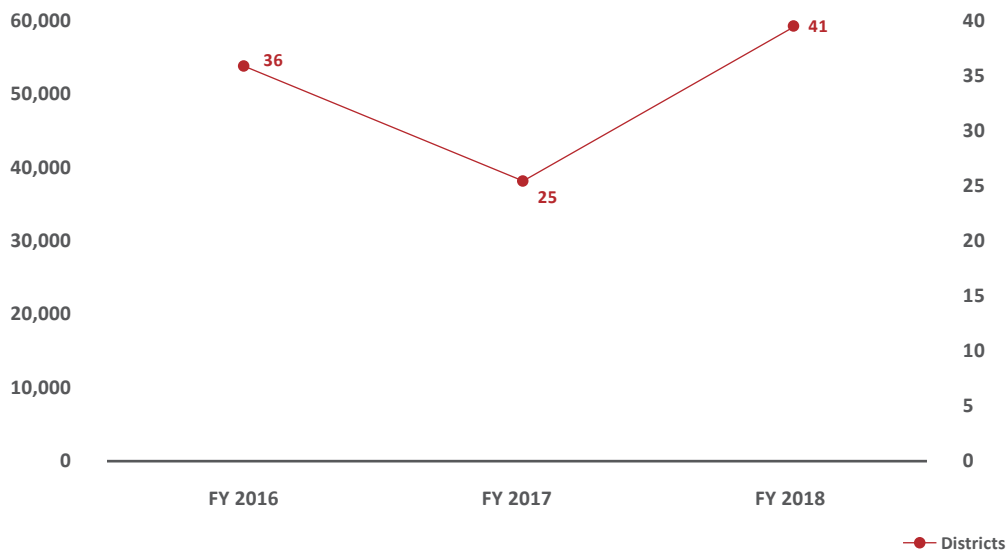
ADDENDUM | DIVISION OF ART & MUSEUMS



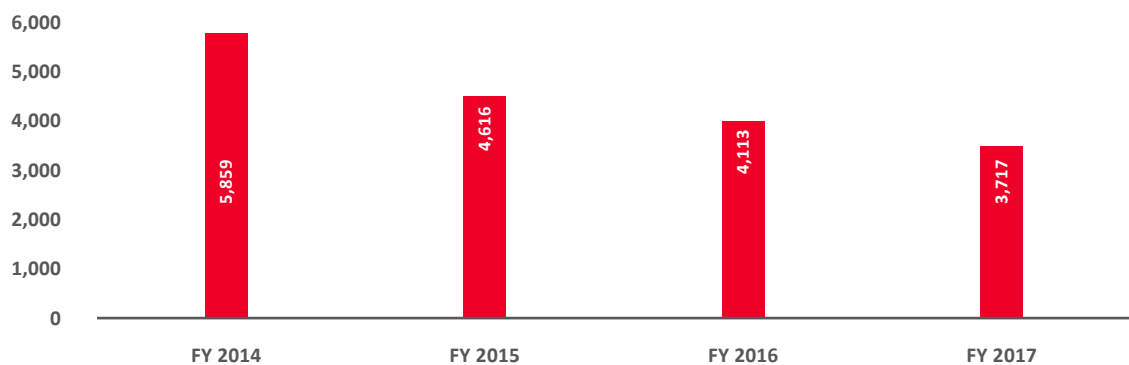
Traveling Exhibition Program — Locations

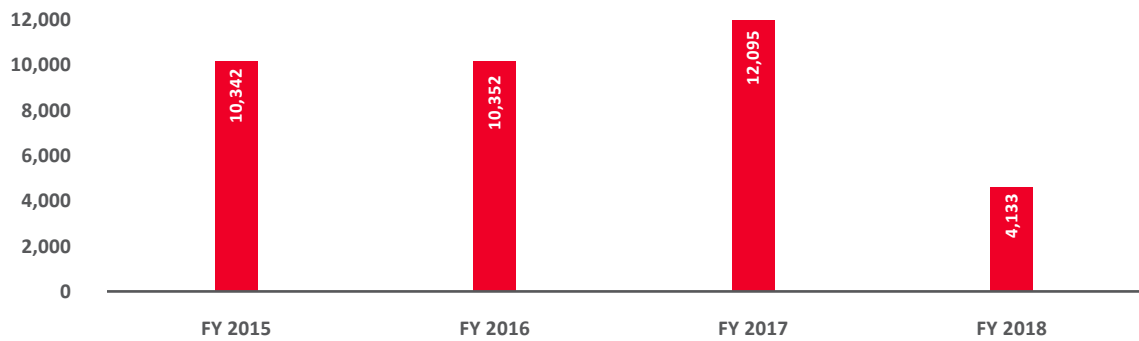


Arts Education



Poetry Out Loud Participants



Attendance to Division-Sponsored Folk Arts Events**Programs & Outreach**

Revenue	FY 2016	FY 2017	FY 2018
General Fund	\$1,562,200	\$1,791,400	–
Dedicated Credits	\$48,000	\$51,800	\$57,600
Federal Funds	\$116,200	\$57,200	\$129,700
Beginning Balance	–	–	–
Closing Balance (non-lapsing)	–	–	(\$58,900)
Lapsing	–	(\$22,700)	–
Total	\$1,726,400	\$1,527,700	\$1,650,000
Expenditures			
Personnel	\$1,075,800	\$1,027,000	–
In-State Travel	\$7,300	–	–
Out-of-State Travel	\$10,500	–	–
Current Expense	\$299,700	–	–
Capital Expenditure	\$177,300	–	–
Pass-Through	\$155,800	\$147,900	\$166,500
Total	\$1,726,400	\$1,527,700	\$1,650,000

Percent for Art

Revenue	FY 2016	FY 2017	FY 2018
Pass-through	\$1,234,700	\$1,656,800	\$869,600
Beginning Balance	\$1,715,500	\$2,121,400	\$2,825,400
Closing Balance (non-lapsing)	(\$2,121,400)	(\$2,825,400)	(\$2,178,400)
Total	\$828,800	\$952,800	\$1,516,600

Expenditures

In-State Travel	\$500	\$100	\$400
Out-of-State Travel	\$3,100	\$2,000	\$4,500
Current Expense	\$825,200	\$950,700	\$1,398,200
Capital Expenditure	—	—	\$113,500
Total	\$828,800	\$952,800	\$1,516,600

Contact | Programs & Outreach

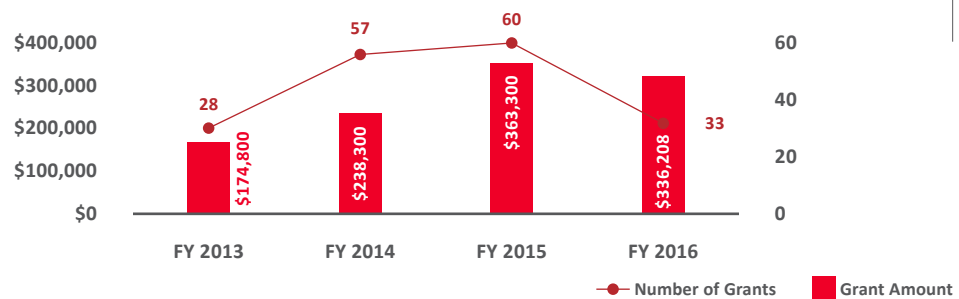
Jim Glenn	Design, Public, and Visual Arts	801-245-7271	jglenn@utah.gov
Felicia Baca	Visual Arts & Exhibitions	801-245-7272	fbaca@utah.gov
Fletcher Booth	Traveling Exhibitions	801-245-7280	fbooth@utah.gov
Jean Irwin	Arts Education	801-533-5760	jirwin@utah.gov
Jason Bowcutt	Community Arts & Performing Arts	801-236-7554	jbowcutt@utah.gov
Adrienne Decker	Folk Arts	801-245-7286	adriennedecker@utah.gov
Sabrina Sanders	Collections Registrar & Collections	801-363-0928	sabrinanders@utah.gov
Mackenzie Morton	Public & Visual Arts	801-245-7270	mmorton@utah.gov

MUSEUM SERVICES

UCA 9-9-602-605

The mission of Museum Services is to advance the value of museums in Utah and to enable the broadest access to museums. The Division provides services to museums through grants, technical assistance, public awareness, best practices, collecting and disseminating research, and providing professional development opportunities. It also administers the certified local museum designation program. The museums grants program has a modest base budget available for Utah's 250 museums. Grants can be used for operating, outreach, educational programs, and capital improvements.

Museum Grants



Museum Services

Revenue	FY 2016	FY 2017	FY 2018
General Fund	\$363,300	\$263,300	\$263,300
Dedicated Credits	—	\$100	\$500
Lapsing Balance	—	(\$100)	(\$500)
Total	\$363,300	\$263,300	\$263,300

Expenditures

Personnel	\$5,200	\$10,900	—
In-State Travel	\$900	\$1,600	\$1,300
Out-of-State Travel	\$3,300	\$900	\$6,100
Current Expense	\$12,100	\$11,700	\$17,500
Pass-Through & Grants	\$341,800	\$238,200	\$238,400
Total	\$363,300	\$263,300	\$263,300

Contact | Museum Services

Jennifer Ortiz

Museum Services

801-245-7288

jenniferortiz@utah.gov



ADMINISTRATION

UCA 9-7-201, 203, 205

The Library Administration Program provides general leadership and management for the Utah State Library. The program works with Utah libraries of all types (public, academic, school and special), state officials, the State Library Board, the Department of Heritage and Arts, the Blind and Disabled Consumer Advisory Committee, state agencies, county commissioners, and other boards and professional associations to assure the accountability and responsiveness of the State Library's programs and services. Administration coordinates planning for the improvement of library services in Utah and monitors legislation affecting libraries. The program's functions include: leadership; planning and evaluation; professional development for staff members; management; purchasing; document distribution; risk management; facilities; external relations; and public relations. Through the program's leadership, Utah libraries stay relevant.

State Library Division | FY 2016-2018 Actuals

Revenue	FY 2016	FY 2017	FY 2018
General Fund	\$4,534,100	\$4,497,900	\$4,594,600
Dedicated Credits	\$2,091,400	\$2,091,400	\$1,967,800
Federal Funds	\$1,792,300	\$1,403,900	\$1,625,500
Beginning Balance	\$230,000	\$187,400	\$229,300
Non-Lapsing	(\$187,400)	(\$229,300)	(\$229,800)
Total	\$8,460,400	\$7,951,300	\$8,187,400
Expenditures			
Personnel	\$3,890,200	\$3,887,400	\$3,732,700
In-State Travel	\$37,700	\$42,900	\$43,700
Out-of-State Travel	\$20,500	\$23,200	\$31,600
Current Expense	\$2,942,000	\$2,685,700	\$3,254,400
Data Processing Current Expense	\$175,700	\$287,800	\$322,700
Data Processing Capital Expense	\$66,600	\$2,000	\$19,000
Pass-Through	\$1,327,700	\$1,022,300	\$783,300
Total	\$8,460,400	\$7,951,300	\$8,187,400

Administration

Revenue	FY 2016	FY 2017	FY 2018
General Fund	\$1,083,800	\$1,064,700	\$1,031,100
Dedicated Credits	\$353,300	\$365,500	\$374,500
Total	\$1,437,100	\$1,430,200	\$1,405,600

Expenditures

Personnel	\$279,000	\$281,000	\$260,600
In-State Travel	\$2,100	\$2,100	\$1,100
Out-of-State Travel	\$4,300	\$5,900	\$2,800
Current Expense	\$1,147,200	\$1,137,000	\$1,140,000
Data Processing Current Expense	\$4,500	\$4,200	\$1,100
Total	\$1,437,100	\$1,430,200	\$1,405,600

Contact | Administration**Colleen Eggett**

Division Director

801-715-6770

ceggett@utah.gov

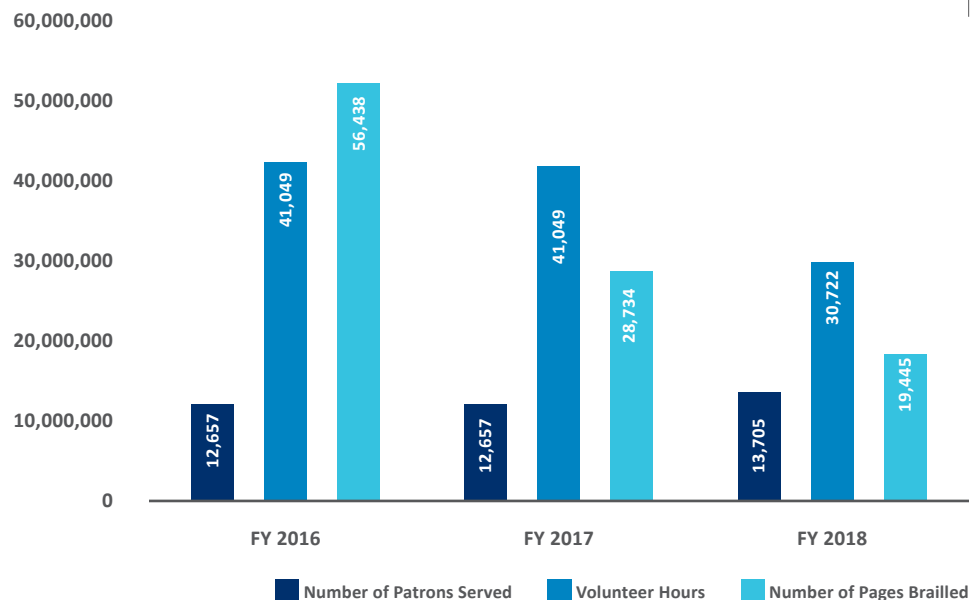
BLIND PROGRAM

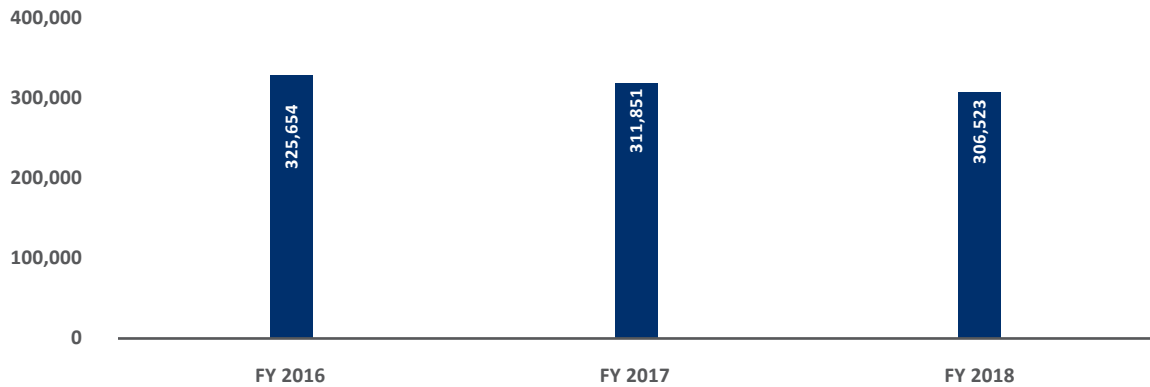
UCA 9-7-250(J)

The Utah State Library Division Program for the Blind and Disabled provides library services and alternate format library materials to blind, visually and print impaired, and physically disabled individuals living in Utah. The purpose of the Blind Program is to circulate braille, audio and large print reading materials to qualifying individuals living statewide. A primary goal of the Blind Program is to braille and record in audio format materials of local and regional interest, or materials written by local and regional authors. The Blind Program partners with the Utah Department of Corrections to utilize inmates to produce these local interest audio materials. In addition to serving Utah patrons, State Library contracts with 21 states nationwide to circulate braille materials to patrons in their states. The braille collection is the largest in the world.

The Utah State Library Division contracts with the Library of Congress, National Library Service to house the Multistate Center West. The center serves libraries in 24 states west of the Mississippi River with special format library materials and catalogs, playback equipment, and other items used by patrons. A major objective for Multistate Center West is duplicating copies of alternative format audio books for the libraries it serves.

Library for the Blind & Disabled



Circulation***Blind & Disabled**

Revenue	FY 2016	FY 2017	FY 2018
General Fund	\$820,100	\$881,100	\$777,900
Dedicated Credits	\$918,600	\$901,300	\$904,100
Federal Funds	\$71,700	\$16,500	\$65,400
Total	\$1,810,400	\$1,798,900	\$1,747,400

Expenditures	FY 2016	FY 2017	FY 2018
Personnel	\$1,572,500	\$1,553,900	\$1,534,500
In-State Travel	\$200	-	\$400
Out-of-State Travel	\$100	\$3,400	\$9,100
Current Expense	\$101,100	\$105,500	\$126,400
Data Processing Current Expense	\$69,900	\$134,100	\$77,000
Data Processing Capital Expense	\$66,600	\$2,000	-
Total	\$1,810,400	\$1,798,900	\$1,747,400

Contact | Blind & Disabled

Lisa Nelson	Program Manager	801-715-6720	lfnelson@utah.gov
Julie Anderson	Contracts & Grants Analyst	801-715-6797	juanderson@utah.gov
Scott Brooks	Distribution Center Supervisor	801-715-6784	sbrooks@utah.gov
Jeri Openshaw	Volunteer Coordinator	801-715-6737	jerio@utah.gov
Jan Sonshine	Braille Technician	801-715-6788	jsonshin@utah.gov

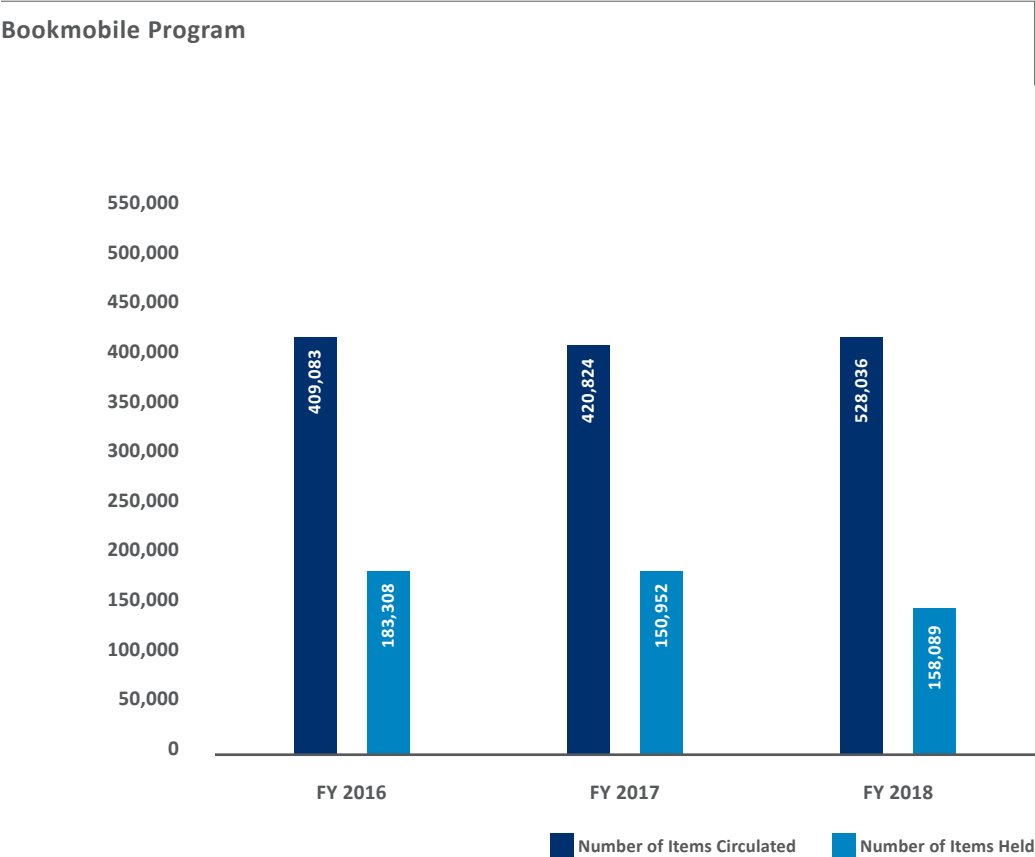
BOOKMOBILE PROGRAM

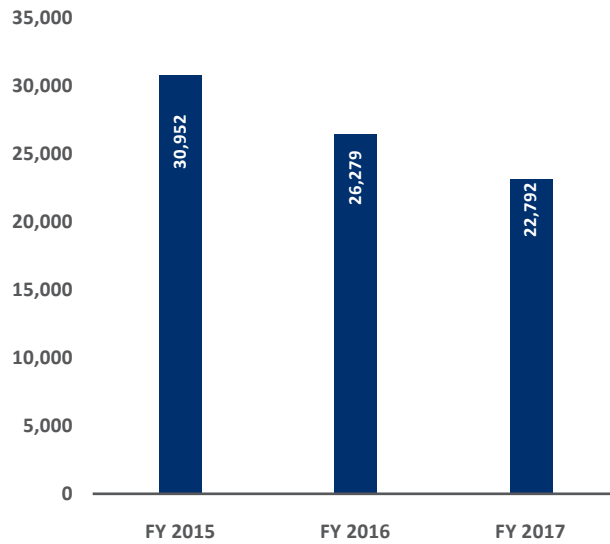
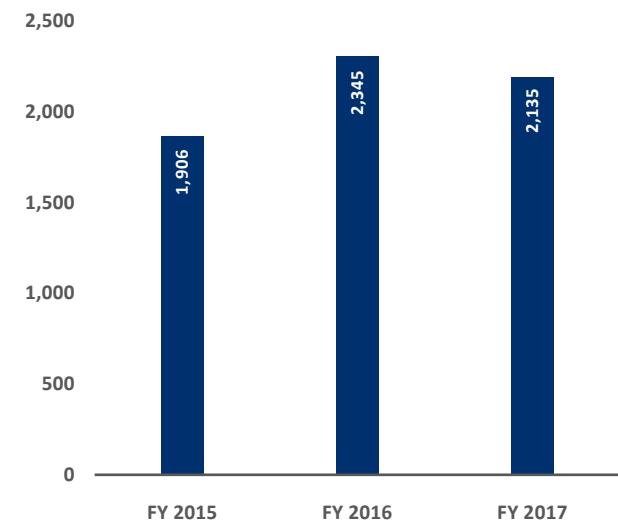
UCA 9-7-201(3), 205(1)(F), 205(2)

The Bookmobile Program provides cooperative development of local public library services. Bookmobile service is funded primarily by county governments and partially by state funds. The Utah State Library provides administrative and organizational support needed for basic library services for each entity with which there is a Memorandum of Understanding.

Throughout the state in FY18, there were **eight trucks serving 11 counties covering 29,878** square miles. One librarian and one technician work as a team to prepare and provide service from each truck. A fixed-site headquarters also serves local community users. The Bookmobile Program plays an integral role in rural Utah and has been in service since 1947.

APPENDUM | STATE LIBRARY DIVISION



Registered Patrons***Interlibrary Loans****Bookmobiles**

Revenue	FY 2016	FY 2017	FY 2018
General Fund	\$437,800	\$421,300	\$426,000
Federal Funds	\$54,000	\$9,200	\$142,000
Dedicated Credits	\$799,100	\$824,600	\$689,200
Total	\$1,290,900	\$1,255,100	\$1,257,200

Expenditures

Personnel	\$894,800	\$869,100	\$770,400
In-State Travel	\$22,600	\$32,400	\$29,200
Out-of-State Travel	—	\$2,300	\$3,900
Current Expense	\$347,200	\$331,200	\$414,600
Data Processing Current Expense	\$26,300	\$20,100	\$39,100
Total	\$1,290,900	\$1,255,100	\$1,257,200

Contact | Bookmobile Program

Britton Lund

Bookmobile Program Manager

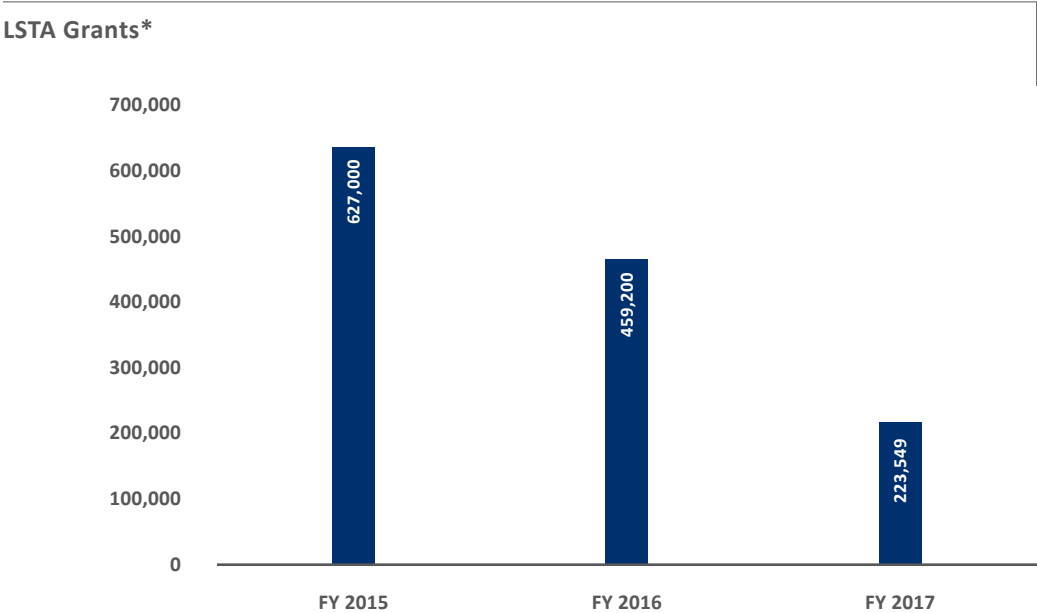
801-715-6733

bmlund@utah.gov

LIBRARY DEVELOPMENT PROGRAM

UCA 9-7-201(3), 203(2), 205, 211

The Library Development Program supports library services throughout Utah. The specific focus is on public library services provided by Utah’s cities and counties. Program consultants are experienced professional librarians who work directly with the staff and boards of established, new, and emerging libraries to meet quality standards in all areas of library operations. The program administers and coordinates federal and privately funded statewide grants to all types of libraries in Utah.



* LSTA grant funding follows the federal calendar year.

Library Development

Revenue	FY 2016	FY 2017	FY 2018
General Fund	\$386,600	\$446,900	\$303,900
Federal Funds	\$616,200	\$367,900	\$235,000
Dedicated Credits	\$20,400	—	—
Total	\$1,023,200	\$814,800	\$538,900

Expenditures

Personnel	\$467,100	\$467,100	\$457,900
In-State Travel	\$3,900	\$3,700	\$5,900
Out-of-State Travel	\$8,200	\$8,000	\$8,200
Current Expense	\$74,600	\$108,000	\$43,400
Data Processing Current Expense	\$3,900	\$4,600	\$10,500
Pass-Through	\$465,500	\$223,400	\$13,000
Total	\$1,023,200	\$814,800	\$538,900

Contact | Library Development

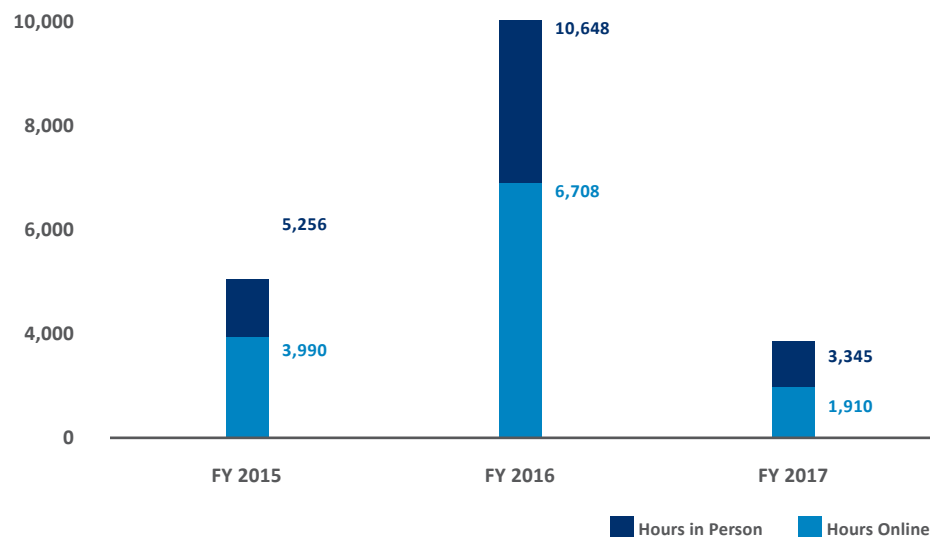
Sharon Deeds	Youth Services Coordinator	801-715-6742	sdeeds@utah.gov
Juan Tomas Lee	Consultant	801-715-6769	jtleee@utah.gov
Kristen Stehel	State Data Coordinator	801-715-6753	kstehel@utah.gov

LIBRARY RESOURCES

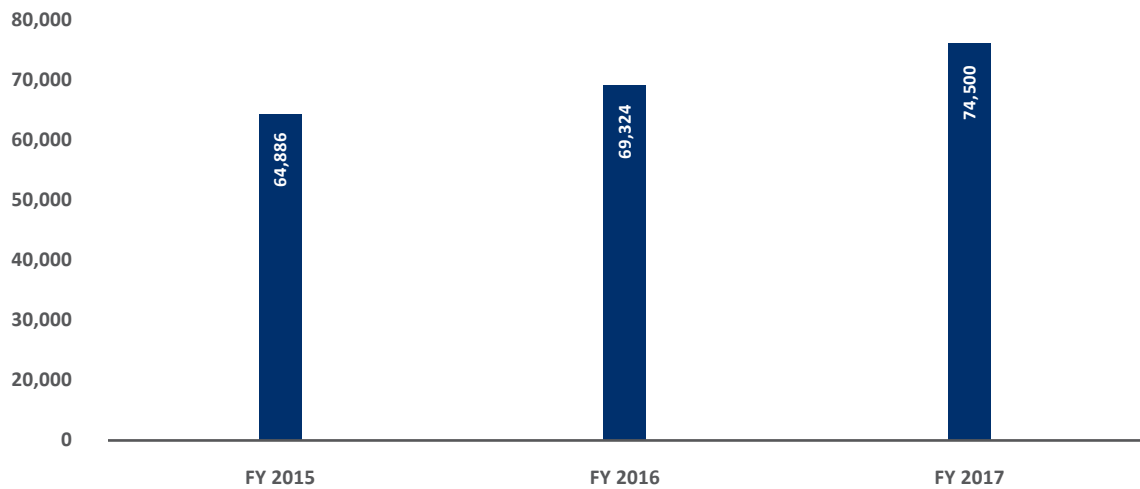
UCA 9-7-203, 205, 208, 210

The Library Resources Program delivers online information to Utah residents, as well as support services to Utah's libraries. Support emphasis is on providing training for the staff in smaller libraries, offered through the Continuing Education program. Utah's Online Library provides magazines, newspapers, business resources, and downloadable e-audio books. Library Resources partners with the Utah Education Network and Utah's Academic Libraries to provide additional resources statewide, and has cooperation agreements in this area with State Archives, the State Law Library, the Department of Transportation, State History, and Administrative Rules. Permanent public access to electronic government information is available via the online state-publication database, in conjunction with other Heritage & Arts digitization efforts. Additionally, the program coordinates the state-funded Community Library Enhancement Funds.

Training Hours



Utah Government Digital Library, Number of Total Publications



Library Resources

Revenue	FY 2016	FY 2017	FY 2018
General Fund	\$1,805,800	\$1,683,900	\$2,055,700
Federal Funds	\$1,050,400	\$1,010,300	\$1,183,100
Beginning Balance	\$230,000	\$187,400	\$229,300
Closing Balance (non-lapsing)	(\$187,400)	(\$229,300)	(\$229,800)
Total	\$2,898,800	\$2,652,300	\$3,238,300

Expenditures	FY 2016	FY 2017	FY 2018
Personnel	\$676,800	\$716,300	\$709,300
In-State Travel	\$8,900	\$4,700	\$7,100
Out-of-State Travel	\$7,900	\$3,600	\$7,600
Current Expense	\$1,271,900	\$1,004,000	\$1,530,000
Data Processing Current Expense	\$71,100	\$124,800	\$195,000
Data Processing Capital Expense	—	—	\$19,000
Pass-Through	\$862,200	\$798,900	\$770,300
Total	\$2,898,800	\$2,652,300	\$3,238,300

Contact | Library Resources

Darci Card	Digital Services Librarian & Web Manager	801-715-6763	dcard@utah.gov
Jessica Whetman	Training Coordinator	801-715-6762	jwhetman@utah.gov
Ruthanne Hansen	ILS System Administrator	801-715-6758	rhansen@utah.gov
Ray Matthews	Government Information Coordinator	801-715-6752	raymatthews@utah.gov
Linda Roholt	Cataloguer & Interlibrary Loan	801-715-6754	lroholt@utah.gov
Roxann Rose	Interlibrary Loan, Acquisitions & Circulation	801-715-6738	rrose@utah.gov



ADMINISTRATION

UCA 9-8-201, 202, 203

State History administration provides the organizational infrastructure for State History and Utah State Historical Society programs and activities. Administration interfaces with federal, state, and local agencies, universities, schools, businesses, and citizens to collect, preserve, document, and steward history, pre-history, history research, and historic preservation as integral parts of economic ecosystems. Annually, State History provides customer access to the library catalogue, historic photograph and artifact collection, cemetery burial database, archaeological resource services, National Register listings, tax credit program, community heritage development tools, and on-line history publications. In the 2017-18 school year, more than 7,500 Utah students participated in the Utah History Day program, and 59 students went on to compete in the National History Day Program.

Division of State History | FY 2016-2018 Actuals

Revenue	FY 2016	FY 2017	FY 2018
General Fund	\$2,126,300	\$2,156,700	\$2,247,600
Dedicated Credits	\$28,500	\$51,200	\$63,400
Federal Funds	\$1,111,800	\$1,076,500	\$833,500
Beginning Balance	—	—	\$60,000
Closing Balance (Non-lapsing)	—	(\$60,000)	(\$60,000)
Lapsing Balance	—	(\$3,000)	(\$1,000)
Total	\$3,266,600	\$3,221,400	\$3,143,500

Expenditures

Personnel	\$2,296,200	\$2,374,500	\$2,366,800
In-State Travel	\$7,700	\$10,400	\$9,700
Out-of-State Travel	\$15,600	\$24,000	\$20,700
Current Expense	\$527,400	\$627,600	\$461,900
Data Processing Current Expense	\$43,100	\$33,900	\$37,900
Data Processing Capital Expense	\$7,300	—	\$5,600
Pass-Through	\$369,300	\$151,000	\$240,900
Total	\$3,266,600	\$3,221,400	\$3,143,500

Administration

Revenue	FY 2016	FY 2017	FY 2018
General Fund	\$321,100	\$434,600	\$458,300
Dedicated Credits	\$100	–	\$100
Total	\$321,200	\$434,600	\$458,400

Expenditures

Personnel	\$274,200	\$308,900	\$309,000
In-State Travel	\$1,900	\$900	\$700
Out-of-State Travel	\$1,200	\$5,500	\$2,300
Current Expense	\$43,200	\$102,600	\$120,000
Data Processing Current Expense	\$700	\$6,700	\$2,400
Pass-Through	–	\$10,000	\$24,000
Total	\$321,200	\$434,600	\$458,400

Contact | Administration

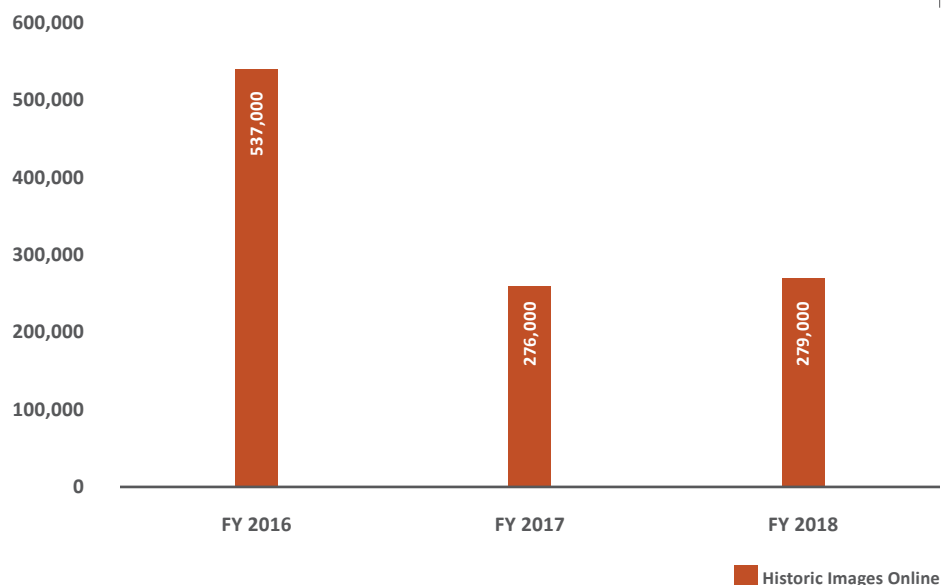
Don Hartley	Division Director	801-245-7210	dhartley@utah.gov
Kevin Fayles	Assistant Director	801-245-7254	kfayles@utah.gov

LIBRARY & COLLECTIONS

UCA 9-8-203-1(d)(e)

Established in 1897, the Library and Collections program cares for historic documentary materials and artifacts held in trust for the citizens of Utah. These include the state's collections of 1.5 million photographs, 52,376 books and pamphlets, 9,000 manuscript collections, 380,000 newspapers pages, 48,500 pages of historical publications, and 33,327 maps. Currently patrons have access to 65,000 items through the online catalog along with over 275,000 photos and pages online from 31 separate collections. During the past year, more than 31,000 museum artifacts were inventoried for the "reconnaissance survey" and more than 27,000 of these objects' data have been recorded. The Research Center serves 8,000 patrons annually via customer walk-in visits, phone, mail, and e-mail requests.

Library & Collections



Library & Collections

Revenue	FY 2016	FY 2017	FY 2018
General Fund	\$567,100	\$729,800	\$559,100
Dedicated Credits	\$20,000	\$20,800	\$16,800
Total	\$587,100	\$750,600	\$575,900

Expenditures

Personnel	\$412,200	\$460,500	\$425,500
Out-of-State Travel	\$600	—	—
Current Expense	\$171,300	\$ 274,500	\$146,000
Data Processing Current Expense	\$3,000	\$15,600	\$4,700
Total	\$587,100	\$750,600	\$575,900

Contact | Library & Collections

Doug Misner	Research Manager	801-245-7250	dmisner@utah.gov
Michele Elnicky	Research Librarian	801-245-7235	melnick@utah.gov

HISTORY PROJECTS & GRANTS

UCA 9-8-203

In 1997, the Utah State Legislature created a mandate for the Division of State History to create and maintain a digital record of all cemeteries and burial locations in the state. State History offer small grants to cemeteries to help digitize their records. Grants are limited to \$5,000 maximum and require a 50/50 match, which may include a monetary match or donated goods and services. Final products from the grants may include a database of all burials in the cemetery, a computerized GIS map of the cemetery, or a successful transfer of the cemetery’s database to the Utah Burials Database. In the past year, the burial records of nearly a dozen rural cemeteries were digitized through the grants.

History Projects & Grants			
Revenue	FY 2016	FY 2017	FY 2018
General Fund	\$17,600	\$27,500	\$22,200
Total	\$17,600	\$27,500	\$22,200
Expenditures			
Pass-Through	\$17,600	\$27,500	\$22,200
Total	\$17,600	\$27,500	\$22,200

Contact Public History, Communication & Information			
Kevin Fayles	Assistant Director	801-245-7254	kfayles@utah.gov
Amy Barry	Cemetery Program Manager	801-245-7247	amybarry@utah.gov

HISTORIC PRESERVATION & ANTIQUITIES

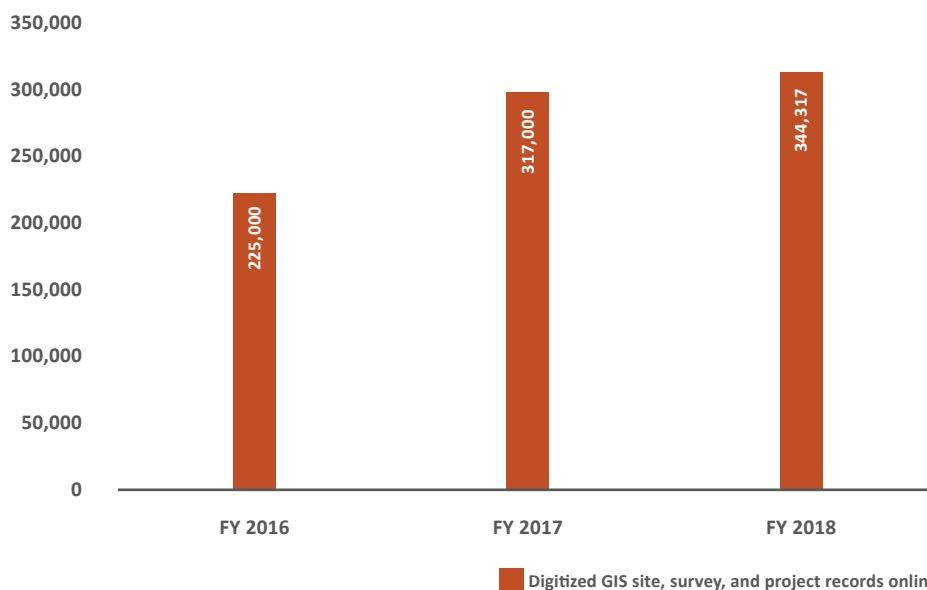
UCA 9-8-303-305, 401-405, 501-506

The Historic Preservation and Antiquities Programs carry out duties identified in the National Historic Preservation Act of 1966, as well as other related regulations, rules, and policies. Program duties include consulting with agencies and other parties regarding historic and archaeological protection, monitoring work on state and federal tax projects, monitoring other work related to historic preservation and antiquities in the state, and cultural resource management. The program assists communities and individuals with applications for listing in the National Register of Historical Places, which allows access to grants and tax credits. The program works with state and federal agencies, multi-county, county, and municipal governments on grants and technical assistance regarding historic and archaeological sites, areas, and recovery and analysis of ancient human remains. The program provides grants and technical assistance to over 90 local governments that have certified historic preservation programs.

The program facilitates community and economic growth and provides quality of life for our citizens by sharing the knowledge of the past obtained from archaeological and historic resources.

The program manages historical and archaeological records. By law, all agencies and individuals are mandated to check this data prior to initiating development projects on state and federal lands. All archeological site records are being digitized in order to expedite natural resource and economic development projects.

Historic Preservation & Antiquities



Historic Preservation & Antiquities

Revenue	FY 2016	FY 2017	FY 2018
General Fund	\$627,500	\$412,600	\$690,300
Dedicated Credits	\$8,400	\$30,400	\$22,900
Federal Funds	\$1,111,800	\$1,076,500	\$833,500
Beginning Balance	—	—	\$60,000
Closing Balance (Non-lapsing)	—	(\$60,000)	(\$60,000)
Lapsing Balance	—	(\$3,000)	(\$1,000)
Total	\$1,747,700	\$1,456,500	\$1,545,700

Expenditures

Personnel	\$1,168,700	\$1,143,000	\$1,167,600
In-State Travel	\$3,900	\$7,800	\$6,600
Out-of-State Travel	\$9,300	\$13,400	\$13,600
Current Expense	\$196,700	\$177,000	\$150,700
Data Processing Current Expense	\$38,500	\$7,300	\$27,400
Data Processing Capital Expense	—	—	\$5,600
Pass-Through	\$330,600	\$108,000	\$174,200
Total	\$1,747,700	\$1,456,500	\$1,545,700

Contact | Historic Preservation & Antiquities

Don Hartley	State Historic Preservation Officer	801-245-7240	dhartley@utah.gov
Chris Merritt	Deputy SHPO/Antiquities Coordinator	801-245-7263	cmerritt@utah.gov
Roger Roper	Deputy SHPO/Historic Preservation Coordinator	801-245-7251	rroper@utah.gov
Chris Hansen	Deputy SHPO	801-245-7239	clhansen@utah.gov

PUBLIC HISTORY, COMMUNICATION & INFORMATION

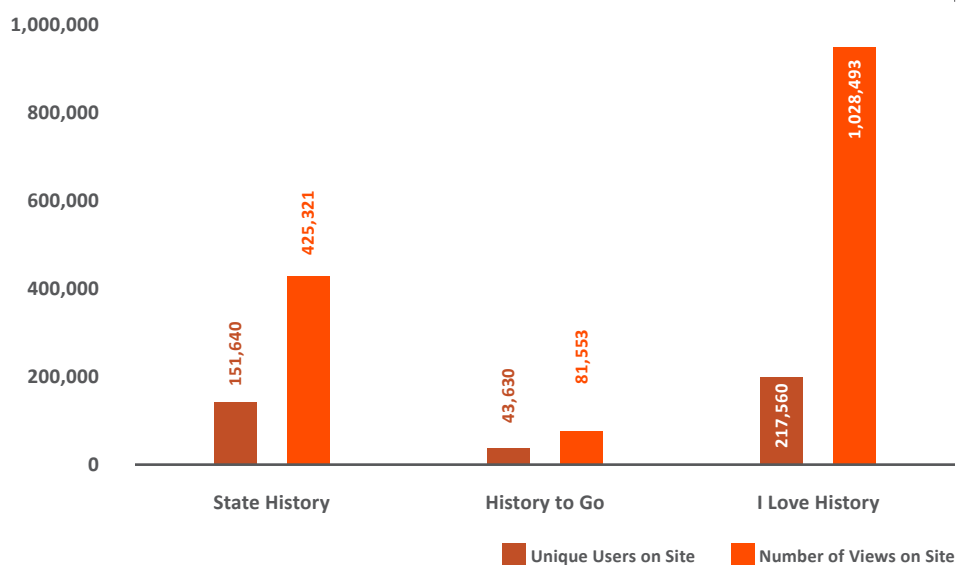
UCA 9-8-206

The Public History, Communication and Information program seeks to educate the public about Utah's vibrant history and the Division's diverse programs. Activities include production of *Utah Historical Quarterly*, published since 1928. History publications (*Utah Historical Quarterly*, *Beehive History*, *Preservation Magazine*, county histories, *History Blazer*, *Utah Archaeology*, antiquities selected papers, *History of Utah Indians*, and 13 other published books on Utah's history) are now available online.

The program manages the Cemetery Burial and the Markers and Monuments databases. Each year, researchers and members of the public access nearly 675,000 burial records from over 600 participating Utah Cemeteries, and more than 1,200 marker and monument records for genealogical, personal, and commercial research purposes. The Markers and Monuments database support heritage tourism.

The program also fulfills the state's digital government initiatives by providing information and tools on three content-rich websites and by providing needed online tools and database development.

FY 2018 Web Analytics



Public History, Communication & Information

Revenue	FY 2016	FY 2017	FY 2018
General Fund	\$593,000	\$552,200	\$517,700
Dedicated Credits	–	–	\$23,600
Total	\$593,000	\$552,200	\$541,300

Expenditures

Personnel	\$441,100	\$462,100	\$465,000
In-State Travel	\$1,900	\$1,700	\$2,400
Out-of-State Travel	\$4,500	\$5,100	\$4,800
Current Expense	\$116,200	\$73,500	\$45,200
Data Processing Current Expense	\$900	\$4,300	\$3,400
Data Processing Capital Expense	\$7,300	–	–
Pass-Through	\$21,100	\$5,500	\$20,500
Total	\$593,000	\$552,200	\$541,300

Contact | Public History, Communication & Information

Holly George	Senior State Historian	801-245-7257	hollygeorge@utah.gov
Jed Rogers	Senior State Historian	801-245-7209	jedediahrogers@utah.gov

















UTAH HISTORICAL SOCIETY

UCA 9-8-207

Utah State Historical Society, founded in 1897 and placed under the authority of the Utah Division of State History, is granted authority to solicit memberships, charge dues, and receive gifts, bequests, and donations for the benefit of the state's history.

Historical Society Actuals

Revenue	FY 2016	FY 2017	FY 2018
Dedicated Credits	\$93,600	\$108,000	\$91,800
Pass-through	—	—	\$44,600
Beginning Balance	\$57,700	\$86,000	\$133,800
Closing Balance (Non-lapsing)	(\$86,000)	(\$133,800)	(\$121,800)
Total	\$65,300	\$65,300	\$148,400
Expenditures			
Personnel	—	—	\$23,200
In-State Travel	\$100	—	—
Out-of-State Travel	—	—	\$800
Current Expense	\$65,200	\$60,200	\$99,600
Pass-through	—	—	\$24,800
Total	\$65,300	\$65,300	\$148,400





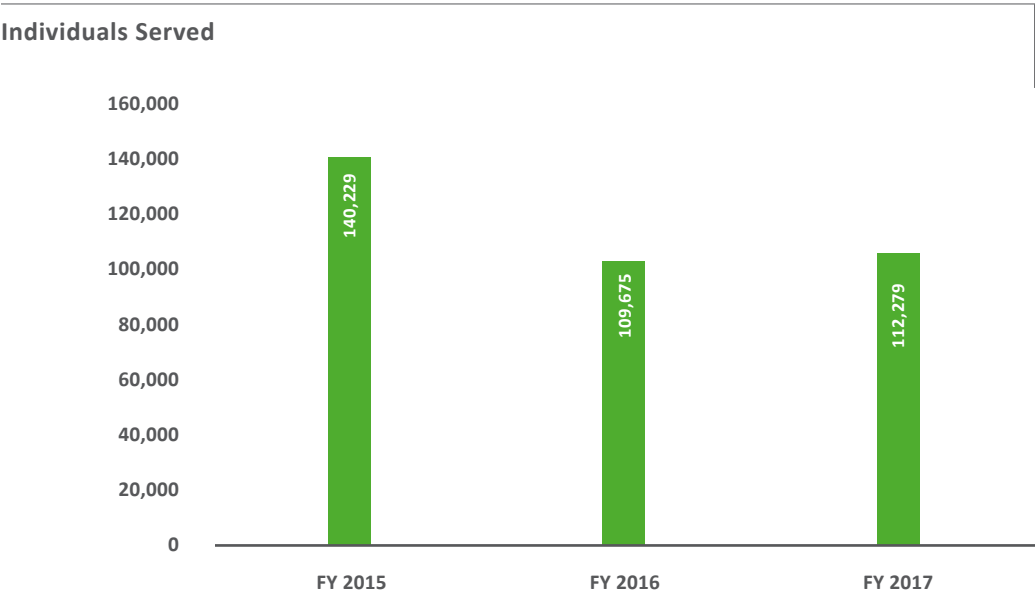
ADMINISTRATION

UCA 9-1-803

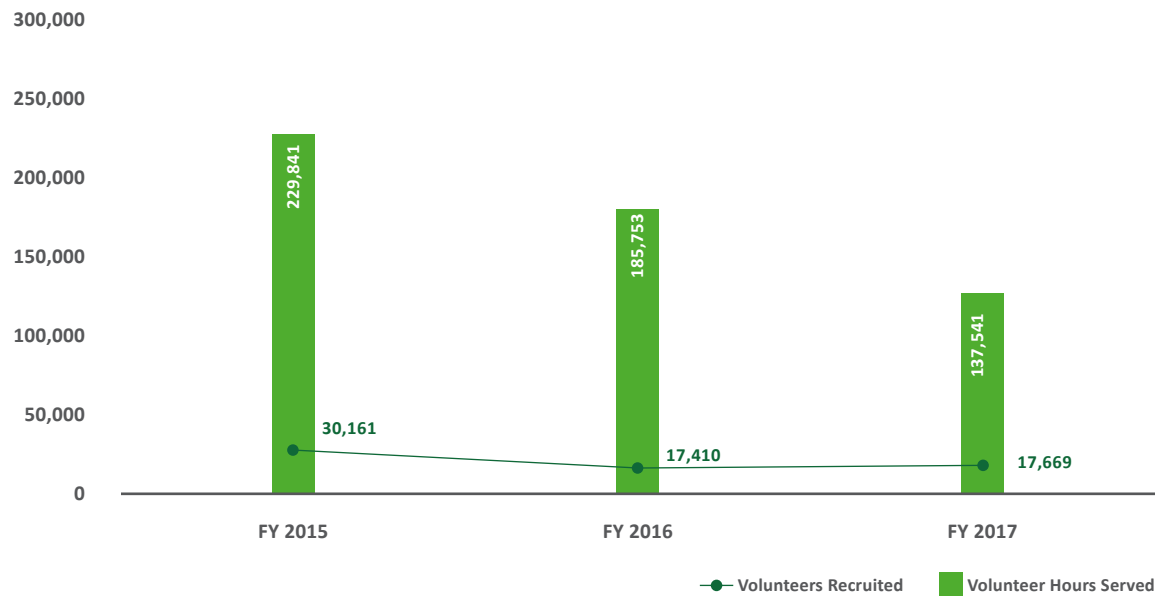
The mission of UServeUtah, the Utah Commission on Service and Volunteerism, is to strengthen and grow bonds across Utah communities through the uniting power of service and volunteerism. The commission was created by legislative act in 1994. To achieve its mission, UServeUtah concentrates its efforts in three focus areas: National Service; Community Engagement; Disaster Service. All commission strategies, activities, and performance measures are consolidated under the following three objectives: (1) Build and cultivate capacity in the volunteer and service community; (2) Promote and inspire statewide National Service and volunteerism; (3) Recognize the efforts of outstanding volunteers.

UServeUtah manages the AmeriCorps program portfolio for Utah. AmeriCorps, the Domestic Peace Corps, annually engages more than 80,000 Americans nationwide in intensive, results-driven service in the areas of education, public safety, health and the environment.

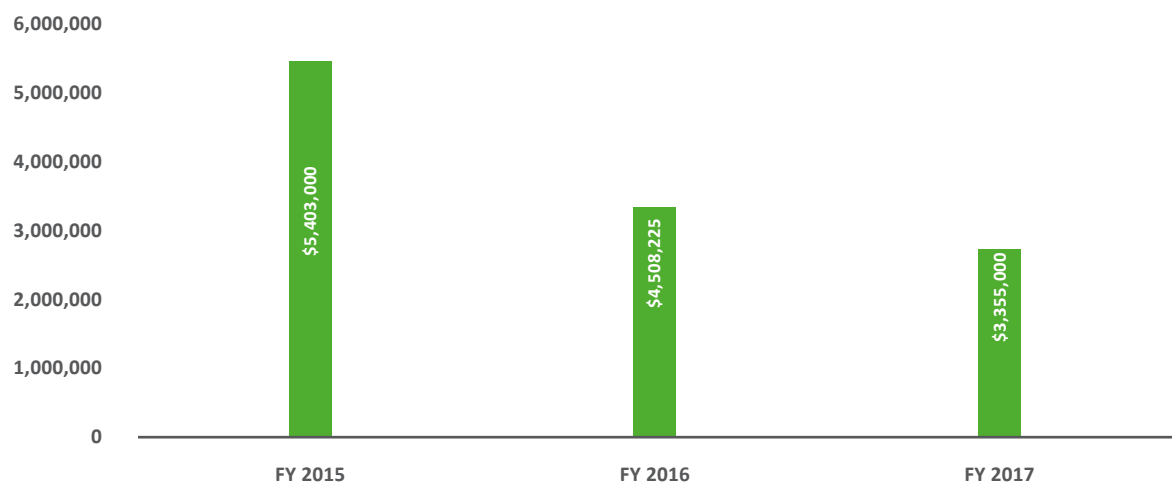
APPENDUM | USERVEUTAH



Volunteers



Economic Impact



UServeUtah | FY 2016-2018 Actuals

Revenue	FY 2016	FY 2017	FY 2018
General Fund	\$229,700	\$234,500	\$238,800
Dedicated Credits	\$14,400	(\$2,000)	\$6,400
Federal Funds	\$3,568,700	\$4,264,600	\$3,932,900
Total	\$3,812,800	\$4,497,100	\$4,178,100

Expenditures

Personnel	\$456,000	\$521,500	\$521,000
In-State Travel	\$1,500	\$1,400	\$2,500
Out-of-State Travel	\$23,800	\$12,100	\$20,400
Current Expense	\$157,500	\$156,200	\$219,700
Data Processing Current Expense	\$1,100	\$8,300	\$5,100
Data Processing Capital Expense	\$5,900	—	—
Pass-Through	\$3,167,000	\$3,797,600	\$3,409,400
Total	\$3,812,800	\$4,497,100	\$4,178,100

Contact | UServeUtah

LaDawn Stoddard	Director	801-245-7223	ldstoddard@utah.gov
Greg Bates	National Service Program Manager	801-245-7221	gregbates@utah.gov
Corynn Benoit	National Service Program Specialist	801-245-7218	cbenoit@utah.gov
Katrina Mamiya-Hruska	National Service Program Support Specialist	801-245-7219	khruska@utah.gov
Jacob Johnson	Community Engagement Program Support Specialist	801-245-7279	jacobjohnson@utah.gov
Sara Dorsey	Outreach Coordinator	801-245-7281	sdorsey@utah.gov
Ruqia Qasim	Administrative Support Specialist	801-245-7222	rqasim@utah.gov

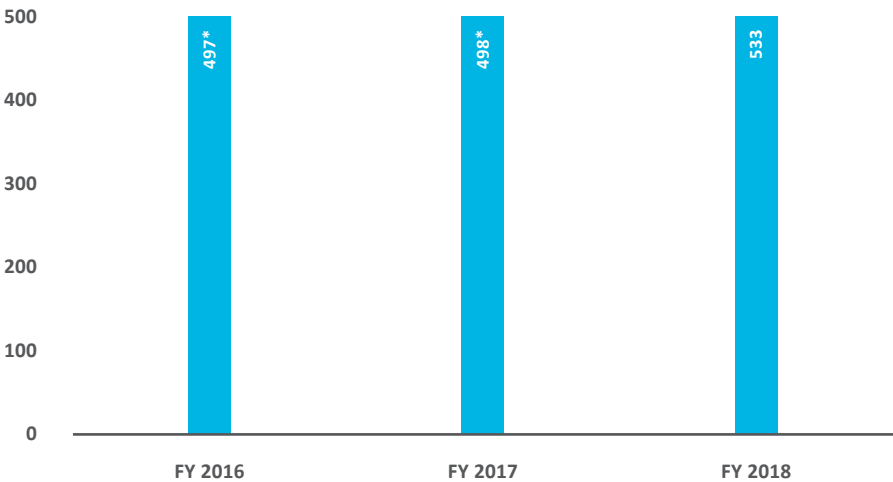


ADMINISTRATION

UCA 9-9

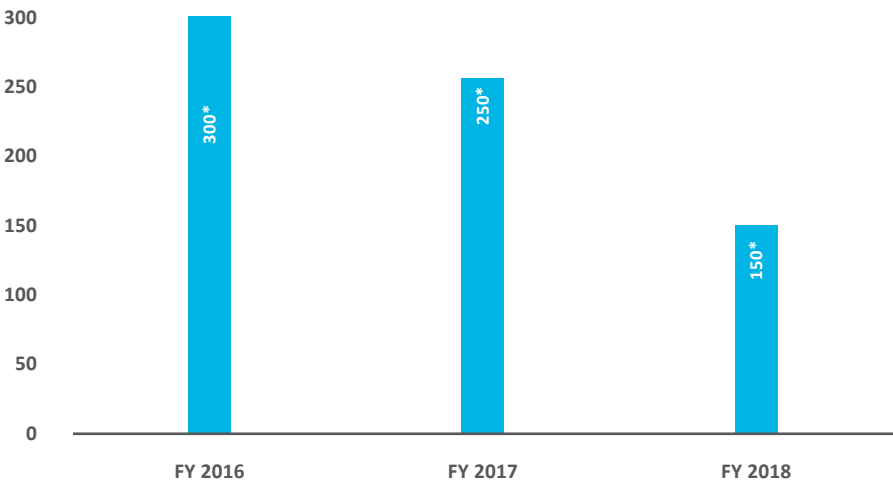
The mission of the Utah Division of Indian Affairs is to address the socio-cultural challenges of the eight federally-recognized tribes in Utah. Indian Affairs advocates for American Indian concerns while helping establish positive government-to-government relationships between tribal nations and the state.

Governor’s Native American Summit Attendance



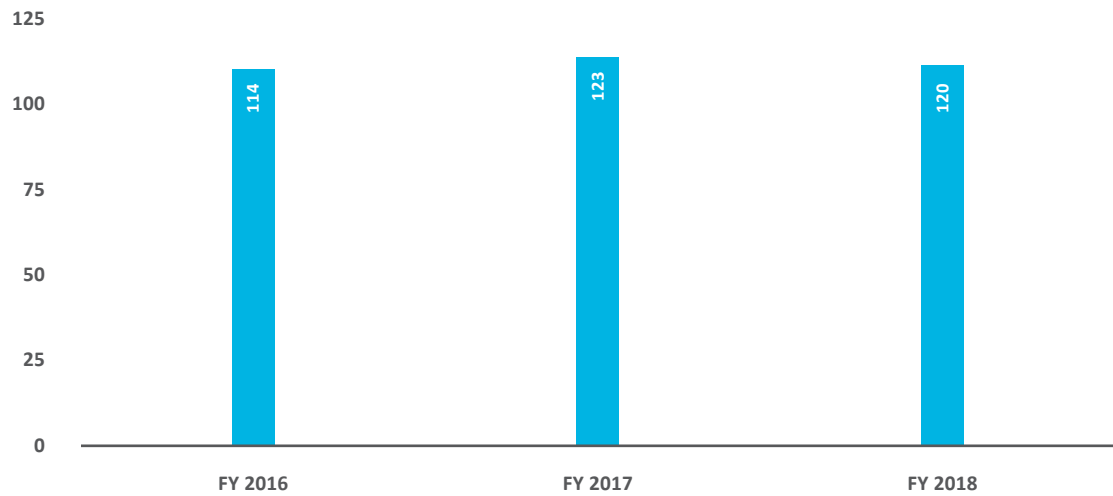
*Numbers are Approximate

Utah’s Indigenous Day Attendance



*Numbers are Approximate

Educational Presentations about Utah Tribes and the Division of Indian Affairs



Division of Indian Affairs | FY 2016-2018 Actuals

Revenue	FY 2016	FY 2017	FY 2018
General Fund	\$245,800	\$250,300	\$330,300
Restricted Funds	–	–	\$40,000
Dedicated Credits	\$43,800	\$49,900	\$53,800
Beginning Balance	\$86,300	\$43,100	\$3,400
Closing Balance	(\$43,100)	(\$3,400)	(\$100,000)
Closing Balance	–	–	(\$100)
Total	\$332,800	\$339,900	\$327,400

Expenditures

Personnel	\$241,500	\$247,400	\$267,200
In-State Travel	\$9,400	\$10,400	\$8,400
Out-of-State Travel	\$7,700	\$5,700	\$5,400
Current Expense	\$72,000	\$76,000	\$48,100
Data Processing Current Expense	\$1,900	\$100	\$100
Pass-Through	\$300	\$300	\$3,200
Total	\$332,800	\$339,900	\$327,400

Contact | Indian Affairs

Shirlee Silversmith	Director	801-715-6701	ssilversmith@utah.gov
James Toledo	Program Manager	801-715-6702	jtoledo@utah.gov
Dominique Talahaftewa	Administrative Assistant	801-715-6703	dtalahaftewa@utah.gov

